

OKLAHOMA

MEN'S BASKETBALL

Mike Houck, Associate Communications Director

McClendon Center for Intercollegiate Athletics

180 West Brooks, Suite 2525 | Norman, OK 73019

Office: (405) 325-8227 | Cell: (405) 249-5892 | E-Mail: mhouck@ou.edu

www.SoonerSports.com | Twitter: @SoonerSportscom; @SoonerHoops; @LonKruger

26 NCAA Tournaments | 4 Final Fours | 14 Conference Championships | 30 All-Americans | 27 Postseason Appearances In The Last 30 Years

Oklahoma Schedule/Results

N1 NORTHEASTERN STATE (Ex.) W 85-51
N6 WASHBURN (Ex.) W 85-59

N11 IDAHO STATE W 78-74
N18 COPPIN STATE W 92-65
N24 vs. Washington State # W 74-59
N25 vs. Santa Clara # W 85-73
N27 vs. Saint Louis # L 63-83

D2 SACRAMENTO STATE W 82-53
D8 ORAL ROBERTS W 73-59
D10 ARKANSAS W 78-63
D17 vs. Houston \$ W 79-74
D21 SOUTH CAROLINA STATE W 83-48
D29 at Cincinnati % L 55-56
D31 NORTHWESTERN STATE W 83-63

J3 at Missouri L 49-87
J7 KANSAS L 61-72
J9 at Oklahoma State L 65-72
J14 KANSAS STATE W 82-73
J17 TEXAS TECH W 64-55
J21 at Texas A&M L (OT) 75-81
J24 BAYLOR L 65-77
J28 at Kansas State W 63-60

F1 at Kansas L 62-84
F4 IOWA STATE L 70-77
F6 MISSOURI L 68-71
F11 at Texas Tech L 47-65
F14 TEXAS L 58-69
F18 at Iowa State L 69-80
F22 OKLAHOMA STATE W 77-64
F25 at Baylor L 60-70
F29 at Texas L 64-72

M3 TEXAS A&M 3 p.m. Big 12
M7-10 Big 12 Championship ^ TBD B12/ESPN
M15-18 NCAA First/Second Rounds TBD CBS
M22-25 NCAA Regionals TBD CBS
M31/A2 NCAA Final Four TBD CBS

All times Central and subject to change

76 Classic (Anaheim, Calif.)

\$ All-College Classic (Oklahoma City)

% at U.S. Bank Arena

^ Kansas City, Mo.

"Big 12" is Big 12 Network regional television

Radio (Sooner Sports Network)


Play-by-Play.....Toby Rowland

Analyst.....Mike Houck

TV (Big 12 Network)

Play-by-Play.....Mitch Holthus


Analyst.....Stephen Howard



OKLAHOMA (14-15, 4-13)
SOONERS

At a Glance

Date.....Saturday, March 3
Site.....Norman, Okla.
Tip Time.....3:01 p.m. CT
Radio.....KOKC 1520 AM in OKC;
.....KTBB 1430 AM in Tulsa; Sirius 92; XM 194
TV.....KOCB Ch. 34 in OKC; KTUL Ch. 8 in Tulsa
Series.....Oklahoma leads 28-9
Last Meeting...A&M won 81-75 (1/21/12)



TEXAS A&M (13-16, 4-13)
AGGIES

PROJECTED OKLAHOMA STARTERS

4 ANDREW FITZGERALD • F
6-8 • 247 • Jr. • Baltimore, Md.
Brewster Academy (N.H.)

PTS	REB	FG%	MIN
12.3	5.0	.470	27.9



NOTES: Has scored in double figures in 19 of the last 24 games but just once in the last five (averaging 7.0 points the last five) ...Turned in a career-high 27-point performance vs. Iowa State Feb. 4 (11-for-19 field goal shooting) ...Ranks eighth in the Big 12 with his 2.5 offensive boards a game ...Has same number of offensive rebounds as defensive (73 each) ...An honorable mention All-Big 12 selection last year ...Has started 62 straight games.

24 ROMERO OSBY • F
6-8 • 232 • Jr. • Meridian, Miss.
Mississippi State University

PTS	REB	FG%	MIN
12.3	7.6	.473	30.0



NOTES: Averaging 13.4 points and team-high 6.8 rebounds in Big 12 play ...Ranks third in conference with 2.7 offensive boards per game and with seven double-doubles ...Has grabbed at least 10 boards nine times ...Has scored at least 14 points in nine of the last 15 contests ...Had 16 points, 13 rebounds three games ago vs. OSU ...Has 79 FT attempts over last 15 games ...Has 33 of team's 62 dunks (53%) ...Leads team with 14 charges taken.

1 SAM GROOMS • G
6-1 • 203 • Jr. • Greensboro, N.C.
Chipola College (Fla.)

PTS	REB	AST	MIN
6.4	2.9	6.0	31.3



NOTES: Has started all 29 games at point guard ...Ranks second in Big 12 in assists (6.0) and first in assist-to-turnover ratio (2.9; ranks in top 10 nationally) ...Averaging 6.4 assists and 1.9 turnovers in Big 12 play ...Has 84 assists and 23 turnovers over the last 12 games (3.7 ratio) ...Has recorded at least five assists in 11 of last 12 games ...Has 19 games of two or fewer turnovers ...Rated as country's No. 3 juco prospect last year by JucoRecruiting.com.

2 STEVEN PLEDGER • G
6-4 • 222 • Jr. • Chesapeake, Va.
Atlantic Shores Christian School

PTS	REB	3FG%	MIN
16.9	4.0	.424	32.8



NOTES: Dec. 19 and Jan. 30 Big 12 Player of the Week ...Ranks No. 5 in Big 12 in scoring (16.9) and No. 3 in 3's per game (2.5) ...Ranks eighth in league in FG% (.467) and sixth in 3-point FG% (.424) and FT% (.837) ...Has eight 20-plus scoring efforts this season (three all of last year) and two games of at least 30 points ...Had made 44 of 46 FT attempts but has gone 11-for-18 over last seven games ...Ranks 36th at OU with 1,007 career points.

21 CAMERON CLARK • G
6-6 • 198 • So. • Sherman, Texas
Sherman High School

PTS	REB	AST	MIN
8.6	4.4	1.2	27.0



NOTES: Has started 58 of his 61 career games ...Has scored in double figures in each of last five games after doing it three times in previous 15 outings ...Averaging 13.4 points the last five games on .544 shooting ...Has as many field goals (31) over the last five games as he did in the previous 14 contests ...All five of his 3-pointers came in back-to-back December games ...Posted second career double-double Wednesday at Texas (12 points, 11 rebounds).

OKLAHOMA'S TOP RESERVES

No.	Name	Position	Height	Weight	Class	Points	Rebounds	Assists	Minutes
15	Tyler Neal	F	6-7	227	So.	4.1	2.6	0.6	13.4
14	Carl Blair	G	6-2	205	Jr.	3.7	2.2	2.6	15.7
5	C.J. Washington	F	6-7	230	Sr.	2.0	3.5	0.3	11.3
32	Casey Arent	C	6-10	227	Jr.	1.2	1.8	0.0	6.1
31	Barry Honoré	F	6-7	270	Sr.	0.7	0.9	0.1	4.5

PROJECTED TEXAS A&M STARTERS

No.	Name	Position	Height	Weight	Class	Points	Rebounds	Assists	Minutes
10	David Loubeau	F	6-8	234	Sr.	10.8	4.6	0.5	26.8
22	Khris Middleton	F	6-7	217	Jr.	12.4	4.9	2.1	27.4
35	Ray Turner	F	6-9	232	Jr.	9.0	5.4	0.3	21.8
5	Dash Harris	G	6-1	171	Sr.	6.0	3.0	4.3	30.0
31	Elston Turner	G	6-5	211	Jr.	14.1	3.7	2.2	33.5

Head Coach Lon Kruger

► Lon Kruger was named Oklahoma's 14th head men's basketball coach on April 1, 2011.

► Owns a 493-319 (.607) collegiate record over 25 years.

► Has coached at Texas-Pan American (52-59 record from 1982-86), Kansas State (81-46 from 1986-90), Florida (104-80 from 1990-96), Illinois (81-48 from 1996-00) and UNLV (161-71 from 2004-11).

► Served as head coach of NBA's Atlanta Hawks from 2000-03 (69-122 record) and was an assistant for New York Knicks (2003-04 season).

► Averaged 25.4 wins at UNLV over the last five years (four NCAA appearances and one NIT trip) and won at least 21 games each of those five seasons.

► Coached UNLV to a 55-25 (.688) Mountain West Conference record the last five seasons.

► Has taken teams to 13 NCAA Tournaments (14-13 record) and four NITs (4-5 record).

► Coached Florida to the 1994 Final Four, Kansas State to the 1988 Elite Eight and UNLV to the 2007 Sweet 16.

► Has led all five of the college programs he has coached to 20-win seasons.

► Is one of five coaches in Division I college basketball history to take four different schools to the NCAA Tournament and is one of three coaches to win an NCAA Tournament game at four schools.

► Is one of just two head coaches in Division I history to lead at least four different schools to multiple NCAA Tournament wins.

► Is one of four coaches to lead three different schools to NCAA Sweet 16 appearances.



Lon Kruger Year by Year

Year	School	Record	Pct.
1982-83	Pan American	7-21	.250
1983-84	Pan American	13-14	.481
1984-85	Pan American	12-16	.429
1985-86	Pan American	20-8	.714
1986-87	* Kansas State	20-11	.645
1987-88	* Kansas State	25-9	.735
1988-89	* Kansas State	19-11	.633
1989-90	* Kansas State	17-15	.531
1990-91	Florida	11-17	.393
1991-92	^ Florida	19-14	.576
1992-93	^ Florida	16-12	.571
1993-94	* Florida	29-8	.784
1994-95	* Florida	17-13	.567
1995-96	Florida	12-16	.429
1996-97	* Illinois	22-10	.688
1997-98	* Illinois	23-10	.697
1998-99	Illinois	14-18	.438
1999-00	* Illinois	22-10	.688
2004-05	^ UNLV	17-14	.548
2005-06	UNLV	17-13	.567
2006-07	* UNLV	30-7	.811
2007-08	* UNLV	27-8	.771
2008-09	^ UNLV	21-11	.656
2009-10	* UNLV	25-9	.735
2010-11	* UNLV	24-9	.727
2011-12	Oklahoma	14-15	.483
Totals		493-319	.607

* NCAA Tournament

^ National Invitation Tournament

SATURDAY'S GAME BASICS

Playing its regular season finale, Oklahoma (14-15, 4-13) hosts Texas A&M (13-16, 4-13) on Saturday at 3 p.m. CT in Norman. The Sooners and Aggies are tied for eighth place in the Big 12 and will face each other next Wednesday in the first round of the Phillips 66 Big 12 Championship. OU, coming off a 72-64 loss at Texas on Wednesday in which it led the majority of the game, is 10-5 at home this season. Texas A&M, which lost 76-70 at home to Kansas State on Tuesday, is 1-7 in true road games. Saturday's contest will air on the Sooner Radio Network (KOKC AM 1520 in Oklahoma City; KTBZ AM 1430 in Tulsa; Sirius 92; XM 194) with **Toby Rowland** and **Mike Houck** announcing. The game will be televised by the Big 12 Network (KOCB Ch. 34 in OKC; KTUL Ch. 8 in Tulsa; ESPN Full Court) with **Mitch Holthus** and **Stephen Howard** calling the action.

SOONER STORYLINES

► Saturday's game will mark the last at home in the careers of seniors **T.J. Franklin**, **Barry Honoré** and **C.J. Washington**.

► Oklahoma owns a 28-9 series advantage against Texas A&M and is 14-3 against the Aggies in Norman. A&M has won the last two years in Norman.

► Texas A&M posted an 81-75 home overtime win against the Sooners on Jan. 21. OU took a 39-38 lead with 17:26 left in the second half and didn't trail again until overtime, when it was outscored 16-10.

► A win Saturday would be OU's 15th this season, surpassing last year's total of 14.

► In its four Big 12 wins, Oklahoma has held opponents to .376 field goal shooting. In OU's 12 Big 12 losses, opponents are shooting .475 from the field.

► OU has made more field goals than its opponent in five of its Big 12 losses. In those five losses, the Sooners have been outscored by 66 points from 3-point range and by 39 points at the free throw line. Over the last five games (four losses), OU has made 11 more field goals than its foes.

► The junior trio of **Steven Pledger**, **Andrew Fitzgerald** and **Romero Osby** has accounted for 64 percent of the team's points in Big 12 play (703 of 1,099) and 49 percent of its rebounds (265 of 538).

► Pledger (.500), Fitzgerald (.503) and Osby (.526) are shooting a combined .508 from the field at Lloyd Noble Center.

► The Sooners have outscored their opponent in the second half in just two of 17 Big 12 games, and not since Jan. 17 against Texas Tech (span of 12 games). OU has held a halftime lead in four of its conference defeats, including three of its last four losses (33-28 vs. Texas, 34-31 at Baylor, 37-33 at Texas).

► After averaging 6.8 points on .370 shooting over OU's first 12 conference games, sophomore guard **Cameron Clark** is averaging 13.4 points on .544 shooting over the last five outings. He has scored in double figures in each of those five contests.

► OU has been held to 3.5 3-point makes per Big 12 game (ranks last in league) and Pledger has 39 of the team's 60 conversions (65 percent). OU's Big 12 opponents have made more than twice as many 3-pointers (133), for a difference of 219 points (12.9 per game).

Stats Comparison



CATEGORY

CATEGORY	14-15	13-16
Overall Record	14-15	13-16
Points Per Game	69.8	60.9
Opp. Points Per Game	68.9	60.9
Rebounds Per Game	37.4	34.1
Rebounding Margin	+3.8	+1.5
Field Goal Pct.	.434	.435
Opp. Field Goal Pct.	.431	.402
3-Point Pct.	.357	.331
Opp. 3-Point Pct.	.340	.307
Free Throw Pct.	.726	.645
Personal Fouls Per Game	17.6	18.0
Assists Per Game	14.0	11.9
Turnovers Per Game	12.9	13.6
Blocked Shots Per Game	3.2	2.3
Steals Per Game	6.3	5.7



► Steven Pledger

OKLAHOMA NUMERICAL ROSTER

No.	Name	Position	Height	Weight	Class	Hometown (Last School)
1	Sam Grooms	G	6-1	203	Jr.	Greensboro, N.C. (Chipola College [Fla.])
2	Steven Pledger**	G	6-4	222	Jr.	Chesapeake, Va. (Atlantic Shores Christian School)
3	T.J. Franklin	G	5-11	175	Sr.	Fort Worth, Texas (North Crowley HS)
4	Andrew Fitzgerald**	F	6-8	247	Jr.	Baltimore Md. (Brewster Academy [N.H.])
5	C.J. Washington*	F	6-7	230	Sr.	Stringtown, Okla. (Connors State JC)
12	Jarrod Kruger#	G	6-1	174	So.	Topeka, Kan. (Kansas State University)
13	James Frascilla	G	5-10	142	Fr.	Dallas, Texas (Highland Park HS)
14	Carl Blair*	G	6-2	205	Jr.	Houston, Texas (University of New Orleans)
15	Tyler Neal*	F	6-7	227	So.	Oklahoma City, Okla. (Putnam City West HS)
21	Cameron Clark*	G	6-6	198	So.	Sherman, Texas (Sherman HS)
22	Amath M'Baye#	F	6-9	214	Jr.	Bordeaux, France (University of Wyoming)
24	Romero Osby	F	6-8	232	Jr.	Meridian, Miss. (Mississippi State University)
31	Barry Honoré*	F	6-7	270	Sr.	Garland, Texas (Southern University)
32	Casey Arent	C	6-10	227	Jr.	Penryn, Calif. (Sierra College)

* Letters earned at Oklahoma #Sitting out 2011-12 season

2011-12 Big 12 Standings

Through Friday, March 2

Team	Big 12			Overall		
	W	L	Pct.	W	L	Pct.
Kansas	15	2	.882	25	5	.833
Missouri	13	4	.765	26	4	.867
Baylor	12	5	.706	25	5	.833
Iowa State	11	6	.647	21	9	.700
Kansas State	9	8	.529	20	9	.690
Texas	9	8	.529	19	11	.633
Oklahoma State	7	10	.412	14	16	.467
Oklahoma	4	13	.235	14	15	.483
Texas A&M	4	13	.235	13	16	.448
Texas Tech	1	16	.059	8	21	.276



Oklahoma Quick Facts

Official Name: University of Oklahoma

Location: Norman, Okla.

Founded: 1890

Enrollment: 30,754

Nickname: Sooners

Colors: Crimson and Cream

President: David L. Boren

Athletics Director: Joe Castiglione

Arena: Lloyd Noble Center (12,000)

First Year of Basketball: 1907-08

NCAA Tournament Appearances: 26

NIT Appearances: 7

All-Time Record: 1,539-993 (.608)

Regular Season Conference Championships: 14 (1928, 1929, 1939, 1940, 1942, 1944, 1947, 1949, 1979, 1984, 1985, 1988, 1989, 2005)

Conference Tournament Championships: 7 (1979, 1985, 1988, 1990, 2001, 2002, 2003)

Head Coach: Lon Kruger (Kansas State '75)

Career Record: 493-319 (26th year)

Oklahoma Record: 14-15 (first year)

NCAA Appearances: 13 (most recent 2011)

NIT Appearances: 4 (most recent 2009)

Assistant Coaches: Chris Crutchfield (Nebraska-Omaha '92), Steve Henson (Kansas State '90), Lew Hill (Wichita State '88)

Director of Operations: Mike Shepherd (Kansas State '92)

Director of Student-Athlete Performance: Jozsef Szendrei (Oklahoma '03)

Video Coordinator: Scott Thompson

Equipment Manager: Marco Griego

Graduate Managers: Wade Mason, Teddy Owens

Athletics Trainer: Alex Brown

Team Physician: Dr. Brock Schnebel

Official Website: SoonerSports.com

► Oklahoma ranks No. 2 in the Big 12 and No. 33 nationally (out of 338 teams) with its 13.4 offensive rebounds per game. OU boasts a 389-311 offensive rebounding advantage on the year. Only two opponents in the last 13 games have outscored OU in second-chance points.

► The Sooners will be either the No. 8 or No. 9 seed in next week's Phillips 66 Big 12 Championship in Kansas City and will face Texas A&M in Wednesday's first round at 6 p.m. CT.

PLEDGER AMONG BIG 12'S OFFENSIVE LEADERS

► After averaging 8.6 points and shooting .386 from the field and .345 from 3-point range over his first two seasons, junior guard **Steven Pledger** is averaging 16.9 points this year while shooting .467 from the field and .424 from long distance. Pledger ranks third in the Big 12 in 3-pointers per game (2.5), fifth in scoring, sixth in 3-point field goal and free throw (.837) percentage, and eighth in field goal percentage.

► The Dec. 19 and Jan. 30 Big 12 Player of the Week, Pledger has scored in double figures in 25 of his 28 outings. He has scored at least 20 points eight times after doing it three times all of last year, and has netted at least 15 points on 10 other occasions.

► Pledger has already made 53 more field goals (165) in 28 games this year than he did in 32 games last season (112). He has played 72 fewer minutes this season than last.

► Wednesday at Texas, Pledger became the 38th player in OU history to score 1,000 in a career and just the 28th to do it prior to their fourth playing year. He already ranks sixth at OU in career 3-point makes with 176 (needs five to tie **Cade Davis** for fifth).

MORE INDIVIDUAL NOTES

► Sophomore guard **Cameron Clark** has had his five best offensive performances in Big 12 play the last five games, registering efforts of 13, 16, 14, 12 and 12 points. Clark, who had been held to single-digit scoring in nine of OU's first 12 league games, is averaging 13.4 points on 31-for-57 (.544) shooting during the five-game stretch. He is also averaging 6.4 rebounds in those outings. A starter in 58 of his 61 career games, Clark has as many field goals over the last five games as he had over his previous 14 contests. He recorded the second double-double of his career Wednesday at Texas with 12 points and a career-high-tying 11 boards.

► Junior point guard **Sam Grooms** leads the Big 12 and ranks in the top 10 nationally in assist-to-turnover ratio (2.9), and ranks second in the league with his 6.0 assists per game (Missouri's **Phil Pressey** averages 6.1). No other player in the Big 12 owns an assist-to-turnover ratio greater than 2.4. Grooms has been on a tear of late, averaging 7.0 assists and just 1.9 turnovers (3.7 ratio) over the last 12 games. He has recorded no more than three turnovers in any of those 12 outings. Grooms, who has also scored in double figures three times over the last seven games (he was held to single digits in his previous 10 games), has registered two or fewer turnovers 19 times in 29 contests, including in 10 of the last 13 outings. Only one Sooner in the last 15 years averaged more assists for an entire season than Grooms' current 6.0 average (6.9 by **Terrell Everett** in 2005-06).

► Junior forward **Romero Osby** ranks third in the Big 12 with his 7.7 rebounds and 2.7 offensive rebounds per game. He also ranks third with seven double-doubles. He has recorded at least 10 rebounds on nine occasions this year (his career high entering the season was eight rebounds). Osby, who turned in a 16-point, 13-rebound effort against Oklahoma State in OU's last home game, is averaging 14.2 points over the last 15 games and has scored at least nine points in all 15 (including a career-high 19 points at No. 8 Kansas on Feb. 1). His scoring surge can be partially attributed to his ability to get to the free throw line. Osby has 79 free throw attempts over the last 15 games (5.3 average), twice as many as the next highest total on the team during the span (40 by **Steven Pledger**).

► Junior forward **Andrew Fitzgerald** has scored in double figures in 19 of the last 24 games but just once in the last five. After averaging 14.7 points on .506 shooting over a 19-game stretch, he is averaging 7.0 points on .333 (14-for-42) shooting the last five outings. With 12 points on 5-for-9 shooting at Texas on Wednesday, he broke a string of four straight single-digit scoring games. Fitzgerald, who poured in a career-high 27 points Feb. 4 against Iowa State when he drained a career-high 11 field goals on 19 attempts, ranks third on the team in scoring (12.3 ppg) and second in rebounding (5.0 rpg). He has the same number of offensive boards (73) as defensive.

CLEANING THE GLASS

► Oklahoma ranks second in the Big 12 and 42nd nationally in rebounds per game (37.5). It also ranks No. 2 in the league and No. 33 nationally with its 13.4 offensive rebounds per game, and No. 4 in the conference in offensive rebounding percentage at .369.

► OU has been outrebounded just 10 times in 29 games (nine times in 17 Big 12 outings).

► Oklahoma's top two rebounding totals of the 16-year Big 12 era have been recorded this year (63 vs. South Carolina State and 61 vs. Coppin State). They are the two highest totals among Big 12 teams on the season.

► The Sooners are averaging 4.9 more offensive rebounds per game this year than they did last season (13.4 to 8.5).

PREVIEWING TEXAS A&M

► The preseason co-Big 12 favorite (with Kansas) according to the league's head coaches, Texas A&M enters Saturday's game with a 13-16 overall record and a 4-13 conference mark (tied with OU). The Aggies have lost four in a row and eight of their last nine. They are 1-7 in Big 12 road games, with the lone victory coming at Texas Tech on Feb. 14 (47-38).

► In league play, A&M ranks ninth in scoring offense (58.1 ppg), ninth in field goal percentage (.412), sixth in 3-point field goal percentage (.338) and ninth in free throw percentage (.667). On the other side of the floor, it ranks third and fourth in field goal (.436) and 3-point field goal (.336) percentage defense.

Sam Grooms' Assists and Turnovers in Big 12 Play

Opponent	A	TO
at Missouri	7	2
Kansas	5	1
at Oklahoma State	0	3
Kansas State	9	3
Texas Tech	4	1
at Texas A&M	7	1
Baylor	7	0
at Kansas State	7	1
at Kansas	6	2
Iowa State	9	2
Missouri	10	2
at Texas Tech	8	2
Texas	10	3
at Iowa State	5	2
Oklahoma State	6	3
at Baylor	6	2
at Texas	3	3
Totals	109	33

AP Top 25 Poll**February 27**

School	Record
1. Kentucky (63)	28-1
2. Syracuse (2)	29-1
3. Kansas	24-5
4. Duke	25-4
5. Michigan State	24-5
6. North Carolina	25-4
7. Missouri	25-4
8. Marquette	24-5
9. Baylor	24-5
10. Ohio State	23-6
11. Georgetown	21-6
12. Murray State	28-1
13. Michigan	21-8
14. Wisconsin	21-8
15. Wichita State	26-4
16. Florida	22-7
17. UNLV	24-6
18. Indiana	22-7
19. Louisville	22-7
20. Notre Dame	20-9
21. San Diego State	22-6
22. Florida State	19-9
23. Temple	22-6
24. Virginia	21-7
25. Creighton	25-5

ESPN/USA Today Top 25 Poll**February 27**

School	Record
1. Kentucky (31)	28-1
2. Syracuse	29-1
3. Duke	25-4
4. Kansas	24-5
5. Michigan State	24-5
6. North Carolina	25-4
7. Marquette	24-5
8. Missouri	25-4
9. Murray State	28-1
10. Baylor	24-5
11. Ohio State	23-6
12. Georgetown	21-6
13. Florida	22-7
14. Wichita State	26-4
15. Wisconsin	21-8
16. Michigan	21-8
17. UNLV	24-6
18. Louisville	22-7
19. Notre Dame	20-9
20. Indiana	22-7
21. Saint Mary's	25-5
22. Florida State	19-9
23. San Diego State	22-6
24. Creighton	25-5
25. Temple	22-6

OU opponents and potential opponents in **bold**

► Junior guard **Elston Turner** leads the team with his 14.1 scoring average (15.0 in conference play). The transfer from Washington paces A&M with 65 3-pointers (next highest team total is 18) and is shooting .399 from behind the arc. He scored 23 points against OU on Jan. 21 and is coming off a 22-point outing against Kansas State in which he went 8-for-9 from the field (4-for-4 from deep).

► Junior forward **Khris Middleton**, a second-team All-Big 12 pick last year, is averaging 12.4 points, 4.9 rebounds and 2.1 assists an outing. He missed seven games early this season after undergoing surgery to repair a partially torn meniscus in his right knee (sustained in the opener). Middleton reinjured the knee against OU in College Station, causing him to miss the next five outings.

► Big men **David Loubeau** (senior) and **Ray Turner** (junior) average 10.8 and 9.0 points, respectively. Turner also averages a team-high 5.4 boards per game and is shooting .578 from the floor. Loubeau contributes 4.6 rebounds a contest.

► **Billy Kennedy** is in his first year as Texas A&M's head coach. He came to A&M from Murray State and owns a 224-195 career record.

OU-TEXAS A&M SERIES HISTORY

Oklahoma owns a 28-9 series advantage against Texas A&M and is 14-3 against the Aggies in Norman. Since the start of the Big 12 in 1996-97, OU is 23-9 against the Aggies (12-3 at Lloyd Noble Center). Eight of the Aggies' nine wins in the series have come over the past six seasons (they have won eight of the last 11). They have won each of the last two years in Norman (69-51 last season).

JAN. 21 VS. THE AGGIES (BOX SCORE ON PAGE 13 OF THESE NOTES)

► Oklahoma trailed for just three minutes and 13 seconds of regulation but lost 81-75 in overtime at Texas A&M on Jan. 21. OU took a 39-38 lead with 17:26 left in the second half and didn't trail again until overtime, when it was outscored 16-10.

► The Sooners shot .492 from the field against an A&M squad that was holding opponents to .351 shooting on the year entering the day. It was OU's highest field goal percentage in defeat this year.

► A&M scored at least one point on its final 10 possessions of the game (21 total points), including each of its eight overtime possessions.

► Junior forward **Romero Osby** was 8-for-10 from the field and tied a then-career high with 18 points. It was his third 18-point effort in the last four games and fourth in the last seven.

► Junior forward **Andrew Fitzgerald** scored in double figures for the 13th straight game, finishing with 17 points on 8-for-14 shooting. He also pulled down a team-high seven rebounds.

► Junior guard **Steven Pledger** finished with 16 points, four rebounds, three assists and two steals without a turnover in his 37 minutes. He drained all four of the team's 3-pointers (each in the second half) on 10 attempts.

WEDNESDAY'S TEXAS RECAP (BOX SCORE ON PAGE 12 OF THESE NOTES)

► Oklahoma led 55-50 with 8:15 remaining but was outscored 22-9 down the stretch of a 72-64 loss at Texas on Wednesday. The Longhorns went on a 10-2 run over the final 3:15. OU led by as many as 12 in the first half (23-11) and eight in the second (45-37).

► Texas didn't take its first lead until **Sheldon McClellan** hit a 3-pointer with 6:15 remaining. The Longhorns took the lead for the final time with 3:15 left. McClellan, a freshman, finished with a career-high 24 points.

► The Sooners went 1-for-7 from the field and committed five turnovers over their final 10 possessions. Texas hit eight of its last 12 shots (four of them 3-pointers).

► With 13 points, junior guard **Steven Pledger** became the 38th Sooner to score 1,000 points in a career. Pledger was 3-for-4 from 3-point range but just 2-for-9 from inside the arc.

► Sophomore guard **Cameron Clark** scored in double figures for the fifth straight game. He finished with 12 points and 11 rebounds, good for his second career double-double (first since the first game of his career).

► Junior forward **Romero Osby** scored a team-high 14 points and added five rebounds. He began the night 5-for-5 from the floor before missing his last seven attempts. Fellow junior forward **Andrew Fitzgerald** was 5-for-9 from the field en route to 12 points.

QUANTIFYING OU'S BASKETBALL TRADITION

► This is the 105th season of Oklahoma varsity basketball (the program's first game was Nov. 26, 1907).

► OU owns a 1,539-993 (.608) all-time record, ranking it 30th in NCAA Division I history in wins and 41st in winning percentage.

► Oklahoma has participated in four NCAA Final Fours (1939, 1947, 1988 and 2002) and in two NCAA championship games (it lost to Holy Cross in 1947 and to Kansas in 1988).

► OU has made 26 NCAA Tournament appearances and seven postseason NIT showings. It has made 22 NCAA Tournament appearances over the last 29 years.

► Oklahoma has made 27 postseason appearances over the last 30 years (22 NCAA Tournaments and five NITs).

► The Sooners have won 14 regular season conference championships (most recently in 2005) and seven conference tournament titles (including the 2001, 2002 and 2003 Big 12 crowns).

► The Sooners posted the eighth best NCAA Division I winning percentage (.731) in the 1980s and the eighth best (.738) in the 2000s.

► Twenty different Sooners have earned All-America honors a total of 30 times. They have earned consensus first-team All-America acclaim nine times and consensus second-team honors on four occasions.

► **Wayman Tisdale** was a three-time consensus first-team All-American during his three seasons at OU (1983-85).

► Oklahoma players have earned first-team all-conference accolades a total of 73 times.

► The Sooners own a winning record against eight of the other nine members of the Big 12 Conference (Kansas is the only league program with a series lead against OU).

► OU has played its home games in four different venues: the OU Gymnasium (1907-1919), the R.O.T.C. Armory (1919-1928), the OU Field House (1928-75) and Lloyd Noble Center (1975-present).

PLAYER NOTES

1 SAM GROOMS (6-1, 203, JUNIOR, GUARD)

- Point guard who is averaging 6.4 points, 2.9 boards and 6.0 assists in 31.3 minutes a contest.
- Leads Big 12 in assist-to-turnover ratio (2.9; top 10 nationally) and ranks second in assists.
- Has led OU in assists in 13 of the last 14 games and in 22 of 29 overall.
- Averaging 7.0 assists and just 1.9 turnovers over the last 12 games (3.7 ratio).
- Has recorded two or fewer turnovers 19 times in 29 games (10 of last 13 outings).
- Has scored in double figures in three of last seven games (single digits previous 10 outings).
- Rated as nation's third-best junior college player in 2010-11 by JucoRecruiting.com.

2 STEVEN PLEDGER (6-4, 222, JUNIOR, GUARD)

- Became 38th player in school history to score 1,000 points in a career Wednesday vs. Texas.
- The Dec. 19 and Jan. 30 Big 12 Player of the Week.
- Averaging 16.9 points (ranks No. 5 Big 12), 4.0 rebounds and 1.5 assists in 32.8 minutes.
- Ranks sixth in Big 12 with his .424 3-point percentage and third with his 2.5 treys/game.
- Has drained at least three 3-pointers in 17 of his 28 games.
- Had made 44 of his last 46 FT attempts (.957) before going 11-for-18 the last seven games.
- Averaging 20.5 points (.587 FG%) in team's wins and 13.7 (.374) in losses.
- Has eight games of at least 20 points this year (had three all of last season).
- Has 53 more field goals this year in four fewer games than last season.
- Ranks sixth in OU history with 176 3-point field goals (needs five to tie for fifth place).
- Recorded a 30-point game at Kansas State Jan. 28 (third highest career total).
- Notched first career double-double vs. Houston on Dec. 17 (31 points, 10 rebounds).
- Scored a career-high 38 points (career highs of 12 field goals, 7 treys and 7 free throw makes) in overtime win at Iowa State last season (scored 17 of team's final 21 points).

3 T.J. FRANKLIN (5-11, 175, SENIOR, GUARD)

- Averaging 2.3 minutes in his 15 games this year (has 7 points and 3 assists).
- Made his first career 3-pointer in Feb. 11 loss at Texas Tech.
- A walk-on point guard who is the only fourth-year player on team.
- Played a total of 16 minutes last year (12 games) and scored four points.
- Helped North Crowley HS (Fort Worth, Texas) to 38-1 record and 2008 Class 5A state title.
- Voted by teammates as squad's hardest worker, best leader by example, most impressive in the weight room, fastest from baseline to baseline and best video game player.
- An information studies major at OU who graduated No. 7 in his high school class.

4 ANDREW FITZGERALD (6-8, 247, JUNIOR, FORWARD)

- Averaging 12.3 points and 5.0 boards (ranks second on team in rebounding, third in scoring).
- Turned in a career-high 27-point outing vs. Iowa State Feb. 4 (11-for-19 shooting).
- Has scored in double figures in 19 of last 24 games but just once in the last five.
- Averaging 7.0 points on 14-for-42 (.333) shooting over the last five outings.
- Has started 62 consecutive games.
- OU's leading returning scorer (12.6) and rebounder (5.0) from last season. Also led team with his 21 blocked shots and 34 steals in an average of 30.8 minutes per game as a sophomore.
- An honorable mention All-Big 12 selection last season.
- Has same number of offensive rebounds as defensive (73 each).
- Arrived at OU in summer 2009 weighing 273 pounds but entered 2011-12 season at 247.

5 C.J. WASHINGTON (6-7, 230, SENIOR, FORWARD)

- Averaging 2.0 points and 3.5 rebounds in 11.3 minutes a game (DNP in season opener).
- Coming off a 5-point, 8-rebound game Wednesday at Texas in 19 minutes.
- Leads team in rebounds per minute (40-minute projection is 12.4 boards).
- Seven of his career-high 12 boards (in 13 min.) against South Carolina State were offensive.
- Handed out 3 assists vs. Coppin State in his first game of year (recorded 2 all of last season).
- A first-team junior college All-American at Connors State College (Warner, Okla.) in 2009-10 when he averaged 19.3 points, a school-record 13.0 rebounds and 1.8 block per game.
- Named the 2010 Region II Junior College Player of the Year and Region II Tournament MVP.
- Recorded 25 double-doubles in his 32 games (including a stretch of 14 straight).

13 JAMES FRASCHILLA (5-10, 142, FRESHMAN, GUARD)

- A walk-on point guard from Dallas who has 3 points in his 10 appearances (12 minutes).
- Helped Highland Park HS to a 22-8 record last year and a District 10-4A championship.
- Averaged 5.9 points, 5.0 assists and 2.7 steals as a senior to earn all-district honors.
- Voted by teammates as the Sooner who would make the best college head coach.
- Son of ESPN analyst and former college head coach Fran Fraschilla.

14 CARL BLAIR (6-2, 205, JUNIOR, GUARD)

- Averaging 3.7 points and 2.6 assists in 15.7 minutes a game.
- Scored 12 points in 13 min. Feb. 18 at ISU after averaging 1.6 points previous nine games.
- Averaging a team-high 1.3 steals per Big 12 contest.
- Set OU personal career highs with 20 points, 10 rebounds and 5 steals off bench Jan. 9 at OSU.
- Started year 12-for-28 (.429) from 3-point range but has gone 3-for-24 (.125) since.
- Played in 30 of team's 32 games last year and made 25 starts (including final 22 contests).
- Averaged 7.5 points and team-high 4.7 assists in 27.6 minutes a game.
- Transfer from New Orleans who averaged 9.2 points, 4.4 rebounds and 3.7 assists in 2009-10.
- Recorded triple-double at New Orleans (13 points, 10 rebounds and 11 assists).

15 TYLER NEAL (6-7, 227, SOPHOMORE, FORWARD)

- Has come off the bench to average 4.1 points and 2.6 boards in 13.4 minutes an outing.
- Shooting .333 (22-for-66) from 3-point range and .800 (24-for-30) from free throw line.
- Averaging 5.8 points last five games after averaging 1.1 points in previous 12 Big 12 games.
- Has made six 3-pointers over the last five games after making one in first 12 Big 12 games.
- Recorded a career-high 18-point game vs. Arkansas Dec. 10 (career highs of 4 treys, 4 assists).
- Played in 26 of team's 32 games last year as a freshman and made six starts.
- Averaged 4.2 points and 2.3 rebounds in 12.5 minutes a game.
- Earned state-player-of-the-year honors from Gatorade, the Oklahoma Coaches Association and The Oklahoman as a high school senior at Putnam City West.

21 CAMERON CLARK (6-6, 198, SOPHOMORE, GUARD)

- Coming off second career double-double (12 points, career-high 11 boards) Wed. at Texas.
- Averaging 13.4 points the last five games after averaging 5.7 the previous five.
- Has as many field goals (31) the last five games as he had the previous 14 outings.
- Held scoreless vs. Arkansas (Dec. 10), at Cincinnati (Dec. 29) and vs. Missouri (Feb. 6).
- Has started 58 of his 61 career games.
- Ranked fourth on team in scoring (9.3 ppg) last year and third in rebounding (4.5 rpg).
- Ranked eighth in Big 12 (second among freshmen) with his 33.6 minutes per game.
- Averaged 13.1 points in wins and 6.3 points in losses.
- Played at least 40 minutes on seven occasions.
- Ranked No. 32 as a high school senior by ESPN, No. 34 by Rivals.com and No. 39 by Scout.com.

24 ROMERO OSBY (6-8, 232, JUNIOR, FORWARD)

- Averaging 12.3 points and team-high 7.6 rebounds in 30.0 minutes a game.
- Has scored at least 14 points in nine of last 15 outings.
- Averaging 14.3 points over the last 15 games.
- Ranks third in Big 12 in rebounding and offensive rebounding (2.7 per game).
- Ranks third in Big 12 with seven double-doubles.
- Has grabbed 10-plus rebounds in nine of 29 outings.
- Has recorded 33 of team's 62 dunks on the year (53 percent).
- His 18 rebounds vs. S.C. State Dec. 21 tied as most by a Sooner in three seasons.
- Sat out last season after transferring from Mississippi State University.
- Averaged 4.2 points and 2.6 rebounds in 12.8 minutes a game during his two seasons at MSU.
- Rated No. 57 nationally by Rivals.com and No. 70 by Scout.com out of high school.

31 BARRY HONORÉ (6-7, 270, SENIOR, FORWARD)

- Averaging 0.7 points, 0.9 rebounds and 0.4 blocks in 4.5 minutes over his 22 games.
- Recorded OU career highs of 4 points, 4 boards and 2 assists Dec. 31 vs. Northwestern State.
- A walk-on who transferred from Southern University and is one of three seniors on the team.
- Averaged 1.2 points and 1.0 rebound in 5.7 minutes a game last year (shot .632 from field).
- Named 2008 Southwestern Athletic Conference Freshman of the Year after averaging 8.8 points and 5.1 rebounds a game at Southern.
- Started 54 of his 60 games during his two-year career at Southern.

32 CASEY ARENT (6-10, 227, JUNIOR, CENTER)

- Averaging 1.2 points and 1.8 boards in 6.1 minutes per outing (has played in 24 of 29 games).
- Has 19 offensive rebounds and 23 defensive boards.
- Turned in a 4-point, 4-rebound game (8 minutes) Jan. 21 at Texas A&M.
- Rated as the nation's 22nd-best juco player last year by JucoRecruiting.com.
- Earned first-team All-Big 8 and first-team all-state honors as a sophomore last year at Sierra College in Rocklin, Calif.
- Averaged 19.1 points and 11.4 rebounds per game last season (17 double-doubles).

SEASON STATISTICS

#	Player	gp-gs	min	avg	Total		3-Point		F-Throw		Rebounds				pf	dq	a	to	blk	stl	pts	avg
					fg-fga	fg%	3fg-fga	3fg%	ft-fa	ft%	off	def	tot	avg								
02	Pledger, Steven	28-28	919	32.8	165-353	.467	70-165	.424	72-86	.837	39	73	112	4.0	68	1	43	54	7	29	472	16.9
11	Newell, Calvin	5-0	98	19.6	25-51	.490	10-26	.385	5-7	.714	3	5	8	1.6	4	0	4	4	0	3	65	13.0
24	Osby, Romero	29-29	869	30.0	132-279	.473	7-18	.389	87-122	.713	79	141	220	7.6	72	2	28	55	30	18	358	12.3
04	Fitzgerald, Andrew	29-29	808	27.9	151-321	.470	0-0	.000	55-76	.724	73	73	146	5.0	90	2	17	38	14	17	357	12.3
21	Clark, Cameron	29-26	783	27.0	102-244	.418	5-18	.278	41-62	.661	29	99	128	4.4	55	0	34	47	10	23	250	8.6
01	Grooms, Sam	29-29	907	31.3	66-190	.347	7-36	.194	48-75	.640	17	66	83	2.9	53	0	174	59	2	27	187	6.4
15	Neal, Tyler	29-0	389	13.4	37-95	.389	22-66	.333	24-30	.800	17	58	75	2.6	38	1	18	31	4	12	120	4.1
14	Blair, Carl	29-4	456	15.7	28-90	.311	15-52	.288	35-46	.761	13	51	64	2.2	46	0	76	54	3	34	106	3.7
05	Washington, C.J.	28-0	317	11.3	24-52	.462	0-0	.000	9-13	.692	37	61	98	3.5	39	0	7	7	11	12	57	2.0
32	Arent, Casey	24-0	147	6.1	12-30	.400	0-0	.000	4-4	1.000	19	23	42	1.8	30	0	1	15	3	6	28	1.2
31	Honore, Barry	19-0	85	4.5	5-12	.417	0-0	.000	4-7	.571	13	4	17	0.9	7	0	2	5	8	0	14	0.7
03	Franklin, T.J.	15-0	35	2.3	3-10	.300	1-3	.333	0-0	.000	1	5	6	0.4	4	0	3	4	0	2	7	0.5
13	Fraschilla, James	10-0	12	1.2	1-2	.500	0-0	.000	1-2	.500	1	0	1	0.1	3	0	0	0	0	0	3	0.3
Team											48	36	84		1		1					
Total.....		29	5825		751-1729	.434	137-384	.357	385-530	.726	389	695	1084	37.4	510	6	407	374	92	183	2024	69.8
Opponents.....		29	5825		701-1627	.431	217-638	.340	380-533	.713	311	664	975	33.6	508	12	416	399	81	181	1999	68.9

TEAM STATISTICS	OU	OPP
SCORING	2024	1999
Points per game	69.8	68.9
Scoring margin	+0.9	-
FIELD GOALS-ATT	751-1729	701-1627
Field goal pct	.434	.431
3 POINT FG-ATT	137-384	217-638
3-point FG pct	.357	.340
3-pt FG made per game	4.7	7.5
FREE THROWS-ATT	385-530	380-533
Free throw pct	.726	.713
F-Throws made per game	13.3	13.1
REBOUNDS	1084	975
Rebounds per game	37.4	33.6
Rebounding margin	+3.8	-
ASSISTS	407	416
Assists per game	14.0	14.3
TURNOVERS	374	399
Turnovers per game	12.9	13.8
Turnover margin	+0.9	-
Assist/turnover ratio	1.1	1.0
STEALS	183	181
Steals per game	6.3	6.2
BLOCKS	92	81
Blocks per game	3.2	2.8
ATTENDANCE	127043	121354
Home games-Avg/Game	15-8470	9-11749
Neutral site-Avg/Game	-	5-3123

Score by Periods	1st	2nd	OT	Totals
Oklahoma	972	1042	10	2024
Opponents	871	1112	16	1999

Date	Opponent		Score	Att.
11/11/11	IDAHO STATE	w	78-74	7622
11/18/11	COPPIN STATE	w	92-65	7460
# 11/24/11	vs Washington State	w	74-59	1457
# 11/25/11	vs Santa Clara	w	85-73	1777
# 11/27/11	vs Saint Louis	L	63-83	2637
12/02/11	SACRAMENTO STATE	w	82-53	7460
12/08/11	ORAL ROBERTS	w	73-59	7699
12/10/11	ARKANSAS	w	78-63	9077
\$ 12/17/11	vs Houston	w	79-74	5303
12/21/11	SOUTH CAROLINA STATE	w	83-48	8136
% 12/29/11	vs Cincinnati	L	55-56	4439
12/31/11	NORTHWESTERN STATE	w	83-63	8532
* 01/03/12	at Missouri	L	49-87	15061
* 01/07/12	KANSAS	L	61-72	11268
* 01/09/12	at Oklahoma State	L	65-72	9478
* 01/14/12	KANSAS STATE	w	82-73	8812
* 01/17/12	TEXAS TECH	w	64-55	7786
* 01/21/12	at Texas A&M	Lot	75-81	8468
* 01/24/12	BAYLOR	L	65-77	8004
* 01/28/12	at Kansas State	w	63-60	12528
* 02/01/12	at Kansas	L	62-84	16300
* 02/04/12	IOWA STATE	L	70-77	9272
* 02/06/12	MISSOURI	L	68-71	7994
* 02/11/12	at Texas Tech	L	47-65	9386
* 02/14/12	TEXAS	L	58-69	8528
* 02/18/12	at Iowa State	L	69-80	14376
* 02/22/12	OKLAHOMA STATE	w	77-64	9393
* 02/25/12	at Baylor	L	60-70	8002
* 02/29/12	at Texas	L	64-72	12142

76 Classic (Anaheim, Calif.)

\$ All-College Classic (Oklahoma City, Okla.)

% at U.S. Bank Arena (Cincinnati, Ohio)

* = Conference game

BIG 12 GAMES ONLY

#	Player	gp-gs	min	avg	Total		3-Point		F-Throw		Rebounds				pf	dq	a	to	blk	stl	pts	avg
					fg-fga	fg%	3fg-fga	3fg%	ft-fga	ft%	off	def	tot	avg								
02	Pledger, Steven	17-17	582	34.2	94-224	.420	39-101	.386	38-46	.826	20	48	68	4.0	46	1	21	34	5	16	265	15.6
24	Osby, Romero	17-17	543	31.9	82-173	.474	5-12	.417	59-83	.711	41	74	115	6.8	52	1	17	42	18	11	228	13.4
04	Fitzgerald, Andrew	17-17	510	30.0	90-196	.459	0-0	.000	30-40	.750	43	39	82	4.8	57	2	13	27	5	9	210	12.4
21	Clark, Cameron	17-14	486	28.6	61-138	.442	0-5	.000	26-37	.703	18	66	84	4.9	31	0	15	27	2	16	148	8.7
01	Grooms, Sam	17-17	561	33.0	40-117	.342	1-14	.071	19-33	.576	10	31	41	2.4	33	0	109	33	2	15	100	5.9
14	Blair, Carl	17-3	275	16.2	19-63	.302	7-34	.206	23-28	.821	8	35	43	2.5	26	0	42	26	2	22	68	4.0
15	Neal, Tyler	17-0	178	10.5	14-42	.333	7-29	.241	7-10	.700	8	26	34	2.0	13	0	8	17	3	4	42	2.5
05	Washington, C.J.	17-0	204	12.0	10-25	.400	0-0	.000	6-9	.667	21	33	54	3.2	31	0	2	4	5	9	26	1.5
03	Franklin, T.J.	7-0	10	1.4	2-3	.667	1-1	1.000	0-0	.000	0	3	3	0.4	1	0	1	0	0	0	5	0.7
32	Arent, Casey	14-0	49	3.5	3-6	.500	0-0	.000	0-0	.000	4	7	11	0.8	12	0	0	3	1	2	6	0.4
13	Fraschilla, James	5-0	6	1.2	0-0	.000	0-0	.000	1-2	.500	0	0	0	0.0	1	0	0	0	0	0	1	0.2
31	Honore, Barry	7-0	21	3.0	0-2	.000	0-0	.000	0-1	.000	3	0	3	0.4	2	0	0	1	1	0	0	0.0
Team											20	20	40		1							
Total.....		17	3425		415-989	.420	60-196	.306	209-289	.723	196	382	578	34.0	306	4	228	214	44	104	1099	64.6
Opponents.....		17	3425		428-935	.458	133-366	.363	240-329	.729	172	422	594	34.9	280	4	252	221	51	110	1229	72.3

TEAM STATISTICS	OU	OPP	Date	Opponent	Score	Att.
SCORING	1099	1229	* 01/03/12	at Missouri	L 49-87	15061
Points per game	64.6	72.3	* 01/07/12	KANSAS	L 61-72	11268
Scoring margin	-7.6	-	* 01/09/12	at Oklahoma State	L 65-72	9478
FIELD GOALS-ATT	415-989	428-935	* 01/14/12	KANSAS STATE	W 82-73	8812
Field goal pct	.420	.458	* 01/17/12	TEXAS TECH	W 64-55	7786
3 POINT FG-ATT	60-196	133-366	* 01/21/12	at Texas A&M	Lot 75-81	8468
3-point FG pct	.306	.363	* 01/24/12	BAYLOR	L 65-77	8004
3-pt FG made per game	3.5	7.8	* 01/28/12	at Kansas State	W 63-60	12528
FREE THROWS-ATT	209-289	240-329	* 02/01/12	at Kansas	L 62-84	16300
Free throw pct	.723	.729	* 02/04/12	IOWA STATE	L 70-77	9272
F-Throws made per game	12.3	14.1	* 02/06/12	MISSOURI	L 68-71	7994
REBOUNDS	578	594	* 02/11/12	at Texas Tech	L 47-65	9386
Rebounds per game	34.0	34.9	* 02/14/12	TEXAS	L 58-69	8528
Rebounding margin	-0.9	-	* 02/18/12	at Iowa State	L 69-80	14376
ASSISTS	228	252	* 02/22/12	OKLAHOMA STATE	W 77-64	9393
Assists per game	13.4	14.8	* 02/25/12	at Baylor	L 60-70	8002
TURNOVERS	214	221	* 02/29/12	at Texas	L 64-72	12142
Turnovers per game	12.6	13.0				
Turnover margin	+0.4	-				
Assist/turnover ratio	1.1	1.1				
STEALS	104	110				
Steals per game	6.1	6.5				
BLOCKS	44	51				
Blocks per game	2.6	3.0				
ATTENDANCE	71057	105741				
Home games-Avg/Game	8-8882	9-11749				
Neutral site-Avg/Game	-	0-0				

Score by Periods	1st	2nd	OT	Totals
Oklahoma	530	559	10	1099
Opponents	533	680	16	1229

SEASON RESULTS

Date	Opponent	Score	W/L	Attend.	Points Leader	Rebounds Leader	Assists Leader
11/11	Idaho State	78-74	W	7,622	Newell 19	Osby 10	Grooms 8
11/18	Coppin State	92-65	W	7,460	Pledger 20	Osby 10	Blair, Clark 4
11/24	vs. Washington State #	74-59	W	1,457	Newell 18	Fitzgerald 7	Grooms 10
11/25	vs. Santa Clara #	85-73	W	1,777	Pledger 26	Fitzgerald 13	Grooms 6
11/27	vs. Saint Louis #	63-83	L	2,637	Clark, Osby 14	Clark, Osby 6	Pledger 2
12/2	Sacramento State	82-53	W	7,460	Clark 18	Blair 5	Pledger 5
12/8	Oral Roberts	73-59	W	7,699	Pledger 17	Clark 8	Grooms 5
12/10	Arkansas	78-36	W	9,077	Pledger 22	Fitzgerald 8	Neal 4
12/17	vs. Houston \$	79-74	W	5,303	Pledger 31	Osby, Pledger 10	Grooms 8
12/21	South Carolina State	83-48	W	8,136	Pledger 22	Osby 18	Grooms 6
12/29	at Cincinnati %	55-56	L	4,439	Fitzgerald 18	Osby 12	Grooms 9
12/31	Northwestern State	83-63	W	8,532	Osby, Pledger 18	Clark 9	Blair 6
1/3	at Missouri (7)	49-87	L	15,061	Fitzgerald 18	Fitzgerald 6	Grooms 7
1/7	Kansas (14)	61-72	L	11,268	Pledger 14	Osby 9	Grooms 5
1/9	at Oklahoma State	65-72	L	9,478	Blair 20	Blair, Osby 10	Clark 3
1/14	Kansas State (18)	82-73	W	8,812	Fitzgerald 21	Osby, Pledger 6	Grooms 9
1/17	Texas Tech	64-55	W	7,786	Pledger 17	Osby 8	Blair, Grooms 4
1/21	at Texas A&M	75-81	L (OT)	8,468	Osby 18	Fitzgerald 7	Grooms 7
1/24	Baylor (6)	65-77	L	8,004	Pledger 17	Osby 11	Grooms 7
1/28	at Kansas State (22)	63-60	W	12,528	Pledger 30	Clark 6	Grooms 7
2/1	at Kansas (8)	62-84	L	16,300	Osby 19	Osby 7	Grooms 6
2/4	Iowa State	70-77	L	9,272	Fitzgerald 27	Clark 11	Grooms 9
2/6	Missouri (4)	68-71	L	7,994	Pledger 22	Washington 7	Grooms 10
2/11	at Texas Tech	47-65	L	9,386	Fitzgerald 14	Osby 8	Grooms 8
2/14	Texas	58-69	L	8,528	Pledger 18	Clark 7	Grooms 10
2/18	at Iowa State	69-80	L	14,376	Clark 16	Fitzgerald 8	Grooms 5
2/22	Oklahoma State	77-64	W	9,393	Pledger 17	Osby 13	Grooms 6
2/25	at Baylor (13)	60-70	L	8,002	Pledger 21	Fitzgerald 9	Grooms 6
2/29	at Texas	64-72	L	12,142	Osby 14	Clark 11	Blair 4
3/3	Texas A&M						

Associated Press rankings in parentheses

76 Classic (Anaheim, Calif.)

\$ All-College Classic (Oklahoma City, Okla.)

% at U.S. Bank Arena

Record Summary	Overall	Home	Away	Neutral
All Games	14-15	10-5	1-9	3-1
Big 12 Games	4-13	3-5	1-8	0-0
Non-Conference Games	10-2	7-0	0-1	3-1

POINTS-REBOUNDS-ASSISTS

Date	Opponent	1 GROOMS	2 PLEDGER	3 FRANKLIN	4 FTZGERLD	5 WASHGTON	11 NEWELL	13 FRASCH.	14 BLAIR	15 NEAL	21 CLARK	24 OSBY	31 HONORÉ	32 ARENT
11/11	Idaho State	<u>11-6-8</u>	DNP	0-0-0	<u>7-1-0</u>	DNP	19-2-0	DNP	<u>12-6-5</u>	4-7-1	<u>2-3-0</u>	<u>17-10-4</u>	2-0-0	4-1-0
11/18	Coppin State	<u>4-4-1</u>	<u>20-2-3</u>	0-0-0	<u>10-8-0</u>	6-8-3	14-2-1	0-0-0	6-0-4	9-3-1	<u>4-4-4</u>	<u>11-10-0</u>	2-3-0	6-9-1
11/24	vs. Washington State #	<u>9-1-10</u>	<u>14-2-0</u>	0-0-1	<u>9-7-0</u>	0-2-0	18-1-3	DNP	0-0-0	2-3-0	<u>11-2-1</u>	<u>9-6-0</u>	0-0-0	2-3-0
11/25	vs. Santa Clara #	<u>12-5-6</u>	<u>26-7-0</u>	DNP	<u>12-13-0</u>	0-4-0	8-2-0	DNP	2-0-2	3-2-0	<u>11-2-1</u>	<u>9-10-1</u>	0-0-0	2-2-0
11/27	vs. Saint Louis #	<u>0-2-1</u>	<u>11-3-2</u>	DNP	<u>4-2-0</u>	2-2-0	6-1-0	DNP	3-1-1	7-1-0	<u>14-6-1</u>	<u>14-6-0</u>	0-0-0	2-1-0
12/2	Sacramento State	<u>9-4-4</u>	<u>15-1-5</u>	2-0-1	<u>13-4-1</u>	2-1-1	**	DNP	5-5-3	8-3-1	<u>18-3-3</u>	<u>8-4-3</u>	2-1-0	0-3-0
12/8	Oral Roberts	<u>2-4-5</u>	<u>17-3-3</u>	0-0-0	<u>16-3-0</u>	8-6-1	**	0-0-0	2-0-3	5-3-1	<u>16-8-2</u>	<u>7-7-0</u>	0-0-0	0-2-0
12/10	Arkansas	<u>6-3-3</u>	<u>22-3-2</u>	0-1-0	<u>17-8-0</u>	0-2-0	**	0-0-0	3-2-2	18-5-4	<u>0-1-3</u>	<u>10-7-2</u>	2-3-0	0-0-0
12/17	vs. Houston \$	<u>10-2-8</u>	<u>31-10-0</u>	DNP	<u>10-6-2</u>	0-0-0	**	DNP	0-2-2	9-6-1	<u>14-2-0</u>	<u>5-10-0</u>	0-0-0	DNP
12/21	South Carolina State	<u>7-3-6</u>	<u>22-5-1</u>	0-1-1	<u>17-2-0</u>	5-12-0	**	2-1-0	3-2-5	3-2-1	<u>8-2-1</u>	<u>10-18-1</u>	2-2-0	4-9-0
12/29	at Cincinnati %	<u>6-5-9</u>	<u>11-6-1</u>	DNP	<u>18-9-1</u>	0-2-0	**	DNP	0-1-1	8-5-0	<u>0-2-3</u>	<u>12-12-0</u>	0-1-0	DNP
12/31	Northwestern State	<u>11-3-4</u>	<u>18-2-5</u>	0-0-0	<u>14-1-0</u>	8-5-0	**	0-0-0	2-2-6	2-1-0	<u>4-9-0</u>	<u>18-5-0</u>	4-4-2	2-1-0
1/3	at Missouri (7)	<u>4-1-7</u>	<u>11-4-0</u>	0-1-0	<u>18-6-0</u>	0-2-0	**	0-0-0	2-0-0	0-0-1	<u>8-1-3</u>	<u>6-3-1</u>	0-0-0	0-2-0
1/7	Kansas (14)	<u>4-2-5</u>	<u>14-4-0</u>	0-0-0	<u>11-7-1</u>	2-2-0	**	0-0-0	11-0-3	1-0-0	<u>9-5-1</u>	<u>9-9-0</u>	0-2-0	0-0-0
1/9	at Oklahoma State	<u>2-2-0</u>	<u>9-3-1</u>	DNP	<u>12-9-0</u>	0-0-0	**	DNP	20-10-2	0-7-0	<u>4-7-3</u>	<u>18-10-1</u>	0-0-0	0-1-0
1/14	Kansas State (18)	<u>4-3-9</u>	<u>18-6-2</u>	DNP	<u>21-3-0</u>	2-0-0	**	DNP	<u>5-3-5</u>	4-0-1	10-3-0	<u>18-6-0</u>	DNP	0-0-0
1/17	Texas Tech	<u>7-4-4</u>	<u>17-3-0</u>	DNP	<u>13-4-1</u>	0-4-0	**	DNP	<u>0-2-4</u>	2-0-0	10-3-0	<u>15-8-0</u>	0-0-0	0-1-0
1/21	at Texas A&M	<u>9-3-7</u>	<u>16-4-3</u>	DNP	<u>17-7-0</u>	4-4-0	**	DNP	<u>0-3-3</u>	0-1-0	7-3-2	<u>18-5-2</u>	DNP	4-4-0
1/24	Baylor (6)	<u>7-0-7</u>	<u>17-6-4</u>	DNP	<u>13-3-0</u>	2-2-1	**	DNP	2-1-1	0-0-1	<u>8-1-0</u>	<u>16-11-0</u>	DNP	0-0-0
1/28	at Kansas State (22)	<u>4-4-7</u>	<u>30-5-1</u>	DNP	<u>3-1-2</u>	4-3-0	**	DNP	2-2-5	0-1-0	<u>11-6-1</u>	<u>9-3-0</u>	DNP	DNP
2/1	at Kansas (8)	<u>1-2-6</u>	<u>17-2-1</u>	2-0-1	<u>14-3-0</u>	1-6-0	**	0-0-0	0-3-3	4-1-1	<u>4-5-0</u>	<u>19-7-2</u>	0-1-0	0-1-0
2/4	Iowa State	<u>4-4-9</u>	<u>14-2-0</u>	DNP	<u>27-3-2</u>	0-3-0	**	DNP	2-4-3	2-5-1	<u>4-11-0</u>	<u>17-4-1</u>	DNP	DNP
2/6	Missouri (4)	<u>17-2-10</u>	<u>22-5-1</u>	DNP	<u>12-4-1</u>	2-7-1	**	DNP	6-5-3	0-1-0	<u>0-1-0</u>	<u>9-6-2</u>	DNP	0-0-0
2/11	at Texas Tech	<u>9-1-8</u>	<u>4-6-0</u>	3-1-0	<u>14-3-0</u>	0-3-0	**	0-0-0	2-3-0	0-2-0	<u>6-6-2</u>	<u>9-8-1</u>	0-0-0	0-1-0
2/14	Texas	<u>0-3-10</u>	<u>18-5-2</u>	DNP	<u>6-0-0</u>	0-0-0	**	DNP	0-2-1	8-4-1	<u>13-7-0</u>	<u>13-5-1</u>	DNP	0-1-0
2/18	at Iowa State	<u>12-1-5</u>	<u>7-3-2</u>	0-0-0	<u>2-8-2</u>	0-1-0	**	DNP	12-2-2	10-3-0	<u>16-4-0</u>	<u>10-5-3</u>	DNP	DNP
2/22	Oklahoma State	<u>10-4-6</u>	<u>17-4-2</u>	0-1-0	<u>6-6-2</u>	4-8-0	**	1-0-0	0-2-3	9-3-1	<u>14-5-1</u>	<u>16-13-1</u>	0-0-0	0-0-0
2/25	at Baylor (13)	<u>2-3-6</u>	<u>21-4-2</u>	0-0-0	<u>9-9-1</u>	0-1-0	**	DNP	0-1-0	2-6-1	<u>12-5-1</u>	<u>12-7-1</u>	DNP	2-0-0
2/29	at Texas	<u>4-2-3</u>	<u>13-2-0</u>	DNP	<u>12-6-1</u>	5-8-0	**	DNP	4-0-4	0-0-0	<u>12-11-1</u>	<u>14-5-1</u>	DNP	0-0-0
3/3	Texas A&M													

Associated Press rankings in parentheses

76 Classic (Anaheim, Calif.)

\$ All-College Classic (Oklahoma City, Okla.)

% at U.S. Bank Arena

** Left team

MISCELLANEOUS STATS

Dunks

Romero Osby.....	33
Cameron Clark.....	19
Andrew Fitzgerald.....	3
Tyler Neal.....	2
Steven Pledger.....	2
Casey Arent.....	1
Calvin Newell.....	1
C.J. Washington.....	1

Charges Taken

Romero Osby.....	14
Andrew Fitzgerald.....	11
Sam Grooms.....	3
Tyler Neal.....	3
Steven Pledger.....	3
Casey Arent.....	2
C.J. Washington.....	2
Carl Blair.....	1
Cameron Clark.....	1
T.J. Franklin.....	1

GAME-BY-GAME TEAM STATS

	FG-A	Pct.	3FG-A	Pct.	FT-A	Pct.	O/D/T	PF	A	TO	B	S	1	2	TP
Idaho State at Oklahoma	28-60 23-63	.467 .365	7-24 8-23	.292 .348	11-17 24-33	.647 .727	12/25/37 18/23/41	30 20	22 18	20 15	0 6	7 8	34 31	40 47	74 78
Coppin State at Oklahoma	20-55 36-79	.364 .456	9-33 10-24	.273 .417	16-27 10-13	.593 .769	10/17/27 28/33/61	14 21	13 18	15 15	2 5	8 5	23 42	42 50	65 92
Oklahoma # vs. Washington State #	27-60 22-52	.450 .423	9-20 7-17	.450 .412	11-18 8-11	.611 .727	13/19/32 13/22/35	14 18	14 12	11 22	3 3	7 5	38 40	36 19	74 59
Santa Clara # vs. Oklahoma #	24-68 28-60	.353 .467	14-33 5-16	.424 .313	11-13 24-32	.846 .750	12/21/33 15/34/49	24 18	17 10	9 11	2 4	4 1	19 42	54 43	73 85
Saint Louis # vs. Oklahoma #	29-48 25-60	.604 .417	9-17 3-10	.529 .300	16-20 10-15	.800 .667	5/24/29 15/16/31	17 22	19 5	11 12	1 1	1 5	39 30	44 33	83 63
Sacramento State at Oklahoma	19-43 31-54	.442 .574	6-11 11-20	.545 .550	9-14 9-12	.643 .750	7/16/23 9/20/29	14 11	13 22	22 12	1 6	7 16	25 45	28 37	53 82
Oral Roberts at Oklahoma	22-60 27-54	.367 .500	1-15 3-7	.067 .429	14-19 16-20	.737 .800	16/15/31 14/24/38	18 19	11 15	12 15	3 3	9 7	24 34	35 39	59 73
Arkansas at Oklahoma	20-58 26-50	.345 .520	7-27 8-16	.259 .500	16-20 18-23	.800 .783	12/14/26 11/27/38	20 16	11 16	13 17	5 4	7 6	15 37	38 41	63 78
Houston \$ vs. Oklahoma \$	30-68 27-64	.441 .422	9-25 6-10	.360 .600	5-7 19-24	.714 .792	18/19/37 19/21/40	21 12	14 13	13 9	2 2	2 7	37 40	37 39	74 79
South Carolina State at Oklahoma	20-59 32-81	.339 .395	2-16 6-21	.125 .286	6-17 13-20	.353 .650	8/28/36 26/37/63	18 16	10 16	15 8	5 5	6 8	39 24	44 24	83 48
Oklahoma % at Cincinnati %	23-60 17-61	.383 .279	5-16 7-30	.313 .233	4-9 15-20	.444 .750	14/32/46 13/24/37	17 15	15 11	17 8	2 3	4 8	24 19	31 37	55 56
Northwestern State at Oklahoma	22-60 31-55	.367 .564	6-24 3-5	.250 .600	13-19 18-22	.684 .818	13/17/30 11/27/38	19 18	11 17	18 18	3 7	7 5	29 40	34 43	63 83
Oklahoma at Missouri (7)	18-54 32-54	.333 .593	3-11 12-21	.273 .571	10-10 11-14	1.000 .786	7/16/23 9/29/38	15 13	12 17	8 9	2 5	3 4	25 43	24 44	49 87
Kansas (14) at Oklahoma	29-58 19-50	.500 .380	4-19 3-9	.211 .333	10-14 20-28	.714 .714	13/21/34 15/19/34	23 13	17 10	13 17	4 3	14 7	33 34	39 27	72 61
Oklahoma at Oklahoma State	24-74 22-57	.324 .386	4-17 5-20	.235 .250	13-20 23-30	.650 .767	22/28/50 12/32/44	23 18	7 13	10 13	1 2	9 2	22 35	43 37	65 72
Kansas State (18) at Oklahoma	25-64 28-51	.391 .549	10-30 4-9	.333 .444	13-18 22-26	.722 .846	24/20/44 6/18/24	20 16	16 17	19 13	3 2	6 12	29 38	44 44	73 82
Texas Tech at Oklahoma	15-46 21-54	.326 .389	7-14 1-11	.500 .091	18-25 21-26	.720 .808	9/28/37 8/26/34	25 21	11 9	21 12	4 8	4 9	22 29	33 35	55 64
Oklahoma at Texas A&M	32-65 31-59	.492 .525	4-14 7-19	.286 .368	7-11 12-22	.636 .545	14/21/35 14/22/36	23 14	17 15	9 10	3 1	5 3	34 34	31 31	75* 81*
Baylor (6) at Oklahoma	27-50 27-58	.540 .466	9-18 3-12	.500 .250	14-17 8-11	.824 .727	10/21/31 12/15/27	11 14	14 14	12 8	4 2	4 5	35 30	42 35	77 65
Oklahoma at Kansas State (22)	22-55 21-51	.400 .412	4-9 3-17	.444 .176	15-20 15-18	.750 .833	10/19/29 11/22/33	21 20	16 11	14 20	3 3	12 4	34 28	29 32	63 60
Oklahoma at Kansas (8)	24-58 31-56	.414 .554	3-4 6-20	.750 .300	11-15 16-20	.733 .800	10/21/31 6/25/31	16 15	14 20	15 12	1 4	4 10	31 34	31 50	62 84
Iowa State at Oklahoma	25-53 27-63	.472 .429	15-30 5-14	.500 .357	12-15 11-13	.800 .846	4/25/29 12/26/38	14 15	19 16	9 10	3 2	6 4	38 36	39 34	77 70
Missouri (4) at Oklahoma	27-48 26-51	.563 .510	7-21 7-12	.333 .583	10-18 9-23	.556 .391	3/19/22 13/23/36	18 17	19 18	12 16	2 1	10 6	36 33	35 35	71 68
Oklahoma at Texas Tech	18-55 25-58	.327 .431	2-14 5-18	.143 .278	9-13 10-12	.692 .833	12/26/38 7/27/34	20 16	11 12	16 7	0 5	2 2	22 25	25 40	47 65
Texas at Oklahoma	20-52 24-58	.385 .414	5-19 5-15	.263 .333	24-29 5-8	.828 .625	14/23/37 13/20/33	10 22	10 15	11 13	3 1	8 5	28 33	41 25	69 58
Oklahoma at Iowa State	27-62 28-54	.435 .519	3-13 11-22	.231 .500	12-16 13-20	.750 .650	7/21/28 9/31/40	20 15	14 20	12 17	3 2	6 7	28 37	41 43	69 80
Oklahoma State at Oklahoma	22-60 29-62	.367 .468	13-31 5-11	.419 .455	7-14 14-21	.500 .667	6/26/32 12/35/47	17 15	14 16	12 12	4 7	4 4	12 30	52 47	64 77
Oklahoma at Baylor (13)	23-59 21-54	.390 .389	0-12 8-23	.000 .348	14-17 20-25	.824 .800	11/26/37 8/28/36	20 15	12 10	13 11	2 2	6 8	34 31	26 39	60 70
Oklahoma at Texas	26-60 27-61	.433 .443	4-9 6-24	.444 .250	8-11 12-18	.727 .667	12/22/34 13/23/36	15 16	10 14	16 13	3 0	5 10	37 33	27 39	64 72
Texas A&M at Oklahoma															

Associated Press rankings in parentheses

76 Classic (Anaheim, Calif.)

\$ All-College Classic (Oklahoma City, Okla.)

% at U.S. Bank Arena

* overtime game

INDIVIDUAL HIGHS

OKLAHOMA HIGHS

Points	31, Steven Pledger vs. Houston (12/17)
Field Goals	11, Andrew Fitzgerald vs. Iowa State (2/4) 11, Steven Pledger vs. Kansas State (1/28)
Field Goal Attempts	19, Steven Pledger vs. Texas (2/14) 19, Andrew Fitzgerald vs. Oral Roberts (12/8)
Field Goal Pct. (min. 6 made)	.900 (9-for-10), Andrew Fitzgerald vs. Kansas State (1/14)
3-Point Field Goals	5, Steven Pledger vs. Missouri (2/6)
3-Point Field Goal Attempts	11, Calvin Newell vs. Idaho State (11/11)
3-Point Field Goal Pct. (min. 4 made)	.800 (4-for-5), Steven Pledger vs. Houston (12/17)
Free Throws	8, Sam Grooms vs. Santa Clara (11/25)
Free Throw Attempts	12, Sam Grooms vs. Santa Clara (11/25)
Free Throw Pct.	1.000 (7-for-7), Steven Pledger vs. Houston (12/17)
Rebounds	18, Romero Osby vs. South Carolina State (12/21)
Assists	10, Sam Grooms vs. Texas (2/14) 10, Sam Grooms vs. Missouri (2/6) 10, Sam Grooms vs. Washington State (11/24)
Turnovers	6, Steven Pledger vs. Cincinnati (12/29)
Blocked Shots	5, Romero Osby vs. Texas Tech (1/17)
Steals	5, Carl Blair vs. Oklahoma State (1/9)

OPPONENT HIGHS

Points	29, Keiton Page, Oklahoma State (2/22)
Field Goals	9, Keiton Page, Oklahoma State (2/22) 9, Scott Christopherson, Iowa State (2/18) 9, Perry Jones III, Baylor (1/24) 9, Travis Releford, Kansas (1/7) 9, BJ Young, Arkansas (12/10) 9, Brian Conklin, Saint Louis (11/27)
Field Goal Attempts	21, Keiton Page, Oklahoma State (2/22)
Field Goal Pct. (min. 6 made)	1.000 (6-for-6), Ricardo Ratliffe, Missouri (2/6)
3-Point Field Goals	9, Keiton Page, Oklahoma State (2/22)
3-Point Field Goal Attempts	17, Keiton Page, Oklahoma State (2/22)
3-Point Field Goal Pct. (min. 4 made)	.800 (4-for-5), Cody Ellis, Saint Louis (11/27)
Free Throws	9, Brian Williams, Oklahoma State (1/9)
Free Throw Attempts	11, Brian Williams, Oklahoma State (1/9)
Free Throw Pct.	1.000 (7-for-7), Jeff Withey, Kansas (2/1) 1.000 (7-for-7), Brian Conklin, Saint Louis (11/27)
Rebounds	17, Thomas Robinson, Kansas (2/1)
Assists	10, Evan Rocquemore, Santa Clara (11/25)
Turnovers	7, Dylan Garrity, Sacramento State (12/2)
Blocked Shots	4, Omar Sanders, South Carolina State (12/21) 4, Hunter Mickelson, Arkansas (12/10)
Steals	4, Chris Allen, Iowa State (2/18)

OKLAHOMA'S TOP INDIVIDUAL PERFORMANCES

POINTS

31.....	Steven Pledger vs. Houston (12/17)
30.....	Steven Pledger vs. Kansas State (1/28)
27.....	Andrew Fitzgerald vs. Iowa State (2/4)
26.....	Steven Pledger vs. Santa Clara (11/25)
22.....	Steven Pledger vs. Missouri (2/6)
22.....	Steven Pledger vs. South Carolina State (12/21)
22.....	Steven Pledger vs. Arkansas (12/10)
21.....	Steven Pledger vs. Baylor (2/25)
21.....	Andrew Fitzgerald vs. Kansas State (1/14)
20.....	Carl Blair vs. Oklahoma State (1/9)
20.....	Steven Pledger vs. Coppin State (11/18)

REBOUNDS

18.....	Romero Osby vs. South Carolina State (12/21)
13.....	Romero Osby vs. Oklahoma State (2/22)
13.....	Andrew Fitzgerald vs. Santa Clara (11/25)
12.....	Romero Osby vs. Cincinnati (12/29)
12.....	C.J. Washington vs. South Carolina State (12/21)
11.....	Cameron Clark vs. Texas (2/29)
11.....	Cameron Clark vs. Iowa State (2/4)
11.....	Romero Osby vs. Baylor (1/24)

ASSISTS

10.....	Sam Grooms vs. Texas (2/14)
10.....	Sam Grooms vs. Missouri (2/6)
10.....	Sam Grooms vs. Washington State (11/24)
9.....	Sam Grooms vs. Iowa State (2/4)
9.....	Sam Grooms vs. Kansas State (1/14)
9.....	Sam Grooms vs. Cincinnati (12/29)

BLOCKED SHOTS

5.....	Romero Osby vs. Texas Tech (1/17)
3.....	C.J. Washington vs. Northwestern State (12/31)
3.....	Cameron Clark vs. Sacramento State (12/2)

STEALS

5.....	Carl Blair vs. Oklahoma State (1/9)
4.....	Carl Blair vs. Kansas State (1/28)

3-POINT FIELD GOALS

5.....	Steven Pledger vs. Missouri (2/6)
4.....	Steven Pledger vs. Iowa State (2/4)
4.....	Steven Pledger vs. Kansas State (1/28)
4.....	Steven Pledger vs. Texas A&M (1/21)
4.....	Steven Pledger vs. South Carolina State (12/21)
4.....	Steven Pledger vs. Houston (12/17)
4.....	Tyler Neal vs. Arkansas (12/10)
4.....	Steven Pledger vs. Santa Clara (11/25)
4.....	Calvin Newell vs. Washington State (11/24)
4.....	Calvin Newell vs. Idaho State (11/11)

WEDNESDAY vs. TEXAS

Official Basketball Box Score -- Game Totals -- Final Statistics

Oklahoma vs Texas

02/29/12 8 P.M. at Austin, Texas (Erwin Center)

Oklahoma 64 • 14-15, 4-13

##	Player		Total	3-Ptr	Rebounds			PF	TP	A	TO	Blk	Stl	Min	
			FG-FGA	FG-FGA	FT-FTA	Off	Def								Tot
04	Fitzgerald, Andrew	f	5-9	0-0	2-2	3	3	6	3	12	1	0	0	1	32
24	Osby, Romero	f	5-12	1-3	3-4	1	4	5	2	14	1	3	1	0	30
01	Grooms, Sam	g	1-3	0-1	2-2	0	2	2	3	4	3	3	0	0	19
02	Pledger, Steven	g	5-13	3-4	0-0	1	1	2	4	13	0	3	1	1	31
21	Clark, Cameron	g	6-14	0-0	0-0	3	8	11	0	12	1	3	0	0	34
05	Washington, C.J.		2-5	0-0	1-1	4	4	8	0	5	0	1	0	0	19
14	Blair, Carl		2-3	0-0	0-2	0	0	0	3	4	4	3	1	3	26
15	Neal, Tyler		0-1	0-1	0-0	0	0	0	0	0	0	0	0	0	9
32	Arent, Casey		0-0	0-0	0-0	0	0	0	0	0	0	0	0	0	0+
Team						0	0	0							
Totals			26-60	4-9	8-11	12	22	34	15	64	10	16	3	5	200

FG % 1st Half: 16-30 53.3% 2nd half: 10-30 33.3% Game: 26-60 43.3%
 3FG % 1st Half: 3-5 60.0% 2nd half: 1-4 25.0% Game: 4-9 44.4%
 FT % 1st Half: 2-4 50.0% 2nd half: 6-7 85.7% Game: 8-11 72.7%

Deadball
Rebounds
2,2

Texas 72 • 19-11, 9-8

##	Player		Total	3-Ptr	FT-FTA	Rebounds			PF	TP	A	TO	Blk	Stl	Min
			FG-FGA	FG-FGA		Off	Def	Tot							
20	Wangmene, Alexis	f	2-4	0-0	0-2	2	2	4	3	4	0	0	0	0	26
53	Chapman, Clint	c	1-1	0-0	1-2	1	3	4	1	3	0	0	0	0	11
01	McClellan, Sheldon	g	10-18	3-9	1-2	1	2	3	2	24	0	3	0	3	29
12	Kabongo, Myck	g	0-6	0-4	1-2	1	1	2	1	1	9	3	0	3	39
14	Brown, J'Covan	g	7-16	2-7	6-7	0	6	6	3	22	5	4	0	1	39
02	Bond, Jaylen		2-3	0-0	0-0	2	6	8	2	4	0	1	0	0	17
10	Holmes, Jonathan		3-9	0-1	0-0	5	2	7	1	6	0	1	0	3	26
13	Gibbs, Sterling		2-4	1-3	3-3	0	1	1	3	8	0	1	0	0	13
Team						1	0	1							
Totals			27-61	6-24	12-18	13	23	36	16	72	14	13	0	10	200

FG % 1st Half: 12-29 41.4% 2nd half: 15-32 46.9% Game: 27-61 44.3%
 3FG % 1st Half: 2-11 18.2% 2nd half: 4-13 30.8% Game: 6-24 25.0%
 FT % 1st Half: 7-12 58.3% 2nd half: 5-6 83.3% Game: 12-18 66.7%

Deadball
Rebounds
3

Officials: Mark Whitehead, Duke Edsall, Kipp Kissinger

Technical fouls: Oklahoma-None. Texas-None.

Attendance: 12142

Turnstile - 8,948

Score by periods	1st	2nd	Total
Oklahoma	37	27	64
Texas	33	39	72

Points	In	Off	2nd	Fast	Bench
Paint	Paint	T/O	Chance	Break	
OU	28	11	12	3	9
UT	32	18	9	10	18

Last FG - OU 2nd-04:25, UT 2nd-01:31.

Largest lead - OU by 12 1st-11:55, UT by 8 2nd-01:31.

Score tied - 2 times.

Lead changed - 3 times.

JAN. 21 vs. TEXAS A&M

Official Basketball Box Score -- Game Totals -- Final Statistics

Oklahoma vs Texas A&M

01/21/12 3 p.m. CT at College Station, Texas (Reed Arena)

Oklahoma 75 • 12-6, 2-4

##	Player	Total			3-Ptr			Rebounds			PF	TP	A	TO	Blk	Stl	Min
		FG	FGA	FT	FG	FGA	FTA	Off	Def	Tot							
01	Grooms, Sam	*	4-10		0-0		1-2	1	2	3	2	9	7	1	0	0	44
02	Pledger, Steven	*	5-15		4-10		2-2	0	4	4	3	16	3	0	0	2	37
04	Fitzgerald, Andrew	*	8-14		0-0		1-1	4	3	7	2	17	0	1	1	1	37
14	Blair, Carl	*	0-2		0-2		0-0	1	2	3	3	0	3	2	0	1	10
24	Osby, Romero	*	8-10		0-0		2-4	3	2	5	4	18	2	2	1	0	35
05	Washington, C.J.		2-2		0-0		0-0	2	2	4	3	4	0	0	1	1	11
15	Neal, Tyler		0-2		0-2		0-0	0	1	1	0	0	0	1	0	0	8
21	Clark, Cameron		3-8		0-0		1-2	0	3	3	4	7	2	2	0	0	35
32	Arent, Casey		2-2		0-0		0-0	2	2	4	2	4	0	0	0	0	8
Team								1	0	1							
Totals			32-65		4-14		7-11	14	21	35	23	75	17	9	3	5	225
FG % 1st Half:		16-31	51.6%	2nd half:		13-27	48.1%	OT:		3-7	42.9%	Game:		32-65	49.2%	Deadball	
3FG % 1st Half:		0-3	0.0%	2nd half:		3-8	37.5%	OT:		1-3	33.3%	Game:		4-14	28.6%	Rebounds	
FT % 1st Half:		2-3	66.7%	2nd half:		2-4	50.0%	OT:		3-4	75.0%	Game:		7-11	63.6%	1	

Texas A&M 81 • 11-7, 2-4

##	Player	Total			3-Ptr			Rebounds			PF	TP	A	TO	Blk	Stl	Min
		FG	FGA	FT	FG	FGA	FTA	Off	Def	Tot							
04	Davis, Keith	*	2-2		0-0		0-0	2	7	9	1	4	0	0	0	0	26
05	Harris, Dash	*	5-9		1-2		3-5	2	2	4	2	14	6	1	0	2	43
10	Loubeau, David	*	7-11		0-0		2-3	4	1	5	3	16	1	2	1	0	33
22	Middleton, Khris	*	2-4		0-1		0-1	0	3	3	0	4	0	1	0	0	12
31	Turner, Elston	*	7-18		3-9		6-6	0	4	4	2	23	4	2	0	0	42
02	Hibbert, Naji		3-6		2-4		1-2	0	3	3	1	9	3	1	0	0	28
13	Green, Jordan		0-1		0-1		0-0	0	1	1	1	0	0	2	0	1	9
20	Alexander, Daniel		1-2		1-2		0-0	0	0	0	0	3	0	0	0	0	4
35	Turner, Ray		4-6		0-0		0-5	5	0	5	4	8	1	1	0	0	28
Team								1	1	2							
Totals			31-59		7-19		12-22	14	22	36	14	81	15	10	1	3	225
FG % 1st Half:		15-29	51.7%	2nd half:		13-27	48.1%	OT:		3-3	100.0%	Game:		31-59	52.5%	Deadball	
3FG % 1st Half:		3-11	27.3%	2nd half:		3-7	42.9%	OT:		1-1	100.0%	Game:		7-19	36.8%	Rebounds	
FT % 1st Half:		1-7	14.3%	2nd half:		2-3	66.7%	OT:		9-12	75.0%	Game:		12-22	54.5%	3	

Officials: Mark Whitehead, Jon Stigliano, Warren Evans

Technical fouls: Oklahoma-None. Texas A&M-None.

Attendance: 8468

Score by periods	1st	2nd	OT	Total
Oklahoma	34	31	10	75
Texas A&M	34	31	16	81

Points	In	Off	2nd	Fast	
OU	Paint	T/O	Chance	Break	Bench
32	14	18	13	15	
TAM	36	10	14	7	20

Last FG - OU OT-00:03, TAM OT-02:10.

Largest lead - OU by 8 1st-05:20, TAM by 9 OT-00:25.

Score tied - 7 times.

Lead changed - 8 times.



1 SAM GROOMS

6-1, 203, JUNIOR, GUARD
GREENSBORO, N.C.
(CHIPOLA JUNIOR COLLEGE [FLA.])

PTS	REB	AST	MIN
6.4	2.9	6.0	31.3

GROOMS GAME BY GAME IN 2011-12

Date	Opponent	MIN	FG	3FG	FT	O-D-T	PF	A	TO	B	S	TP
N11	Idaho State	*37	2-10	0-2	7-8	3-3-6	3	8	2	0	2	11
N18	Coppin State	*23	1-6	0-3	2-4	2-2-4	2	1	3	0	0	4
N24	vs. Washington State	*33	3-6	1-1	2-4	1-0-1	2	10	1	0	1	9
N25	vs. Santa Clara	*27	2-6	0-3	8-12	0-5-5	1	6	1	0	0	12
N27	vs. Saint Louis	*24	0-1	0-0	0-0	0-2-2	4	1	2	0	0	0
D2	Sacramento State	*28	3-5	2-2	1-2	0-4-4	0	4	1	0	3	9
D8	Oral Roberts	*29	0-3	0-1	2-2	0-4-4	2	5	4	0	2	2
D10	Arkansas	*34	2-5	1-2	1-2	0-3-3	0	3	3	0	1	6
D17	vs. Houston	*38	3-8	1-1	3-4	0-2-2	0	8	0	0	0	10
D21	South Carolina State	*18	2-6	1-5	2-2	0-3-3	3	6	1	0	1	7
D29	at Cincinnati	*32	3-10	0-2	0-1	1-4-5	2	9	5	0	1	6
D31	Northwestern State	*23	5-7	0-0	1-1	0-3-3	1	4	3	0	1	11
J3	at Missouri (7)	*29	2-6	0-2	0-0	0-1-1	3	7	2	0	1	4
J7	Kansas (14)	*32	2-4	0-0	0-2	1-1-2	1	5	1	0	1	4
J9	at Oklahoma State	*24	1-7	0-2	0-0	1-1-2	1	0	3	0	0	2
J14	Kansas State (18)	*36	1-4	0-0	2-2	1-2-3	3	9	3	1	2	4
J17	Texas Tech	*35	2-8	0-1	3-4	0-4-4	4	4	1	1	1	7
J21	at Texas A&M	*44	4-10	0-0	1-2	1-2-3	2	7	1	0	0	9
J24	Baylor (6)	*35	3-6	0-1	1-2	0-0-0	3	7	0	0	0	7
J28	at Kansas State (22)	*37	1-8	0-1	2-2	1-3-4	1	7	1	0	3	4
F1	at Kansas (8)	*30	0-3	0-1	1-2	0-2-2	0	6	2	0	1	1
F4	Iowa State	*34	2-7	0-0	0-0	1-3-4	0	9	2	0	1	4
F6	Missouri (4)	*38	7-9	0-0	3-7	0-2-2	3	10	2	0	1	17
F11	at Texas Tech	*35	4-10	1-1	0-0	0-1-1	2	8	2	0	0	9
F14	Texas	*36	0-7	0-1	0-0	2-1-3	1	10	3	0	1	0
F18	at Iowa State	*30	5-11	0-1	2-4	0-1-1	3	5	2	0	1	12
F22	Oklahoma State	*31	4-9	0-1	2-4	1-3-4	2	6	3	0	0	10
F25	at Baylor (13)	*36	1-5	0-1	0-0	1-2-3	1	6	2	0	2	2
F29	at Texas	*19	1-3	0-1	2-2	0-2-2	3	3	3	0	0	4
M3	Texas A&M											

* Starter

GROOMS' CAREER HIGHS

Points	17 vs. Missouri (2/6/12)
Field Goals	7 vs. Missouri (2/6/12)
Field Goal Attempts	11 (2/18/12 vs. Iowa State)
3-Point Field Goals	2 vs. Sacramento State (12/2/11)
3-Point Field Goal Attempts	3 (twice)
Free Throws Made	8 vs. Santa Clara (11/25/11)
Free Throw Attempts	12 vs. Santa Clara (11/25/11)
Rebounds	6 vs. Idaho State (11/11/11)
Assists	10 (three times)
Blocked Shots	1 (twice)
Steals	3 vs. Sacramento State (12/2/11)
Minutes Played	44 vs. Texas A&M (1/21/11)



2 STEVEN PLEDGER

6-4, 222, JUNIOR, GUARD
CHESAPEAKE, VA.
(ATLANTIC SHORES CHRISTIAN SCHOOL)

PTS	REB	3FG%	MIN
16.9	4.0	.424	32.8

PLEDGER GAME BY GAME IN 2011-12

Date	Opponent	MIN	FG	3FG	FT	O-D-T	PF	A	TO	B	S	TP
N11	Idaho State											DNP
N18	Coppin State	*20	8-14	3-8	1-1	1-1-2	3	3	0	0	0	20
N24	vs. Washington State	*25	4-8	3-6	3-3	1-1-2	3	0	1	0	3	14
N25	vs. Santa Clara	*31	10-15	4-8	2-4	3-4-7	1	0	1	0	0	26
N27	vs. Saint Louis	*35	4-13	1-4	2-3	0-3-3	4	2	2	0	1	11
D2	Sacramento State	*21	4-5	3-3	4-4	1-0-1	3	5	0	0	3	15
D8	Oral Roberts	*31	6-11	0-2	5-5	1-2-3	1	3	2	0	2	17
D10	Arkansas	*36	9-12	3-5	1-3	2-1-3	2	2	5	0	2	22
D17	vs. Houston	*37	10-13	4-5	7-7	4-6-10	1	0	1	0	2	31
D21	South Carolina State	*30	6-15	4-10	6-6	2-3-5	1	1	0	1	0	22
D29	at Cincinnati	*38	4-12	3-8	0-0	3-3-6	3	1	6	0	0	11
D31	Northwestern State	*33	6-11	3-5	3-4	1-1-2	0	5	2	1	0	18
J3	at Missouri (7)	*34	3-10	3-6	2-2	2-2-4	2	0	1	1	1	11
J7	Kansas (14)	*34	4-12	2-7	4-4	1-3-4	4	0	3	0	2	14
J9	at Oklahoma State	*37	3-13	1-5	2-2	0-3-3	5	1	0	0	0	9
J14	Kansas State (18)	*35	5-13	2-3	6-6	1-5-6	0	2	1	0	0	18
J17	Texas Tech	*32	6-13	1-6	4-4	1-2-3	2	0	3	1	1	17
J21	at Texas A&M	*37	5-15	4-10	2-2	0-4-4	3	3	0	0	2	16
J24	Baylor (6)	*34	7-15	3-9	0-0	3-3-6	1	4	4	0	0	17
J28	at Kansas State (22)	*33	11-17	4-7	4-4	1-4-5	4	1	3	0	1	30
F1	at Kansas (8)	*37	6-13	2-2	3-4	0-2-2	1	1	2	0	1	17
F4	Iowa State	*32	5-14	4-8	0-0	0-2-2	2	0	1	0	0	14
F6	Missouri (4)	*38	8-14	5-9	1-4	1-4-5	4	1	4	0	2	22
F11	at Texas Tech	*31	2-7	0-4	0-1	4-2-6	4	0	3	0	1	4
F14	Texas	*36	8-19	2-8	0-0	2-3-5	4	2	1	0	1	18
F18	at Iowa State	*33	2-11	0-4	3-4	1-2-3	1	2	2	0	2	7
F22	Oklahoma State	*28	6-8	3-4	2-4	1-3-4	4	2	2	2	0	17
F25	at Baylor (13)	*40	8-17	0-5	5-5	1-3-4	1	2	1	0	1	21
F29	at Texas	*31	5-13	3-4	0-0	1-1-2	4	0	3	1	1	13
M3	Texas A&M											

* Starter

PLEDGER'S CAREER HIGHS

Points	38 vs. Iowa State (1/29/11)
Field Goals	12 vs. Iowa State (1/29/11)
Field Goal Attempts	20 vs. Iowa State (1/29/11)
3-Point Field Goals	7 vs. Iowa State (1/29/11)
3-Point Field Goal Attempts	14 vs. Houston (11/26/09)
Free Throws Made	7 vs. Iowa State (1/29/11)
Free Throw Attempts	8 (twice)
Rebounds	10 vs. Houston (12/17/11)
Assists	6 (twice)
Blocked Shots	2 (twice)
Steals	3 (six times)
Minutes Played	44 vs. Iowa State (1/29/11)



3 T.J. FRANKLIN

5-11, 175, SENIOR, GUARD
FORT WORTH, TEXAS
(NORTH CROWLEY HS)

PTS	REB	AST	MIN
0.5	0.4	0.2	2.3

FRANKLIN GAME BY GAME IN 2011-12

Date	Opponent	MIN	FG	3FG	FT	O-D-T	PF	A	TO	B	S	TP
N11	Idaho State	+0	0-0	0-0	0-0	0-0-0	0	0	0	0	0	0
N18	Coppin State	7	0-0	0-0	0-0	0-0-0	2	0	1	0	1	0
N24	vs. Washington State	1	0-1	0-0	0-0	0-1-1	0	0	0	0	0	0
N25	vs. Santa Clara					DNP						
N27	vs. Saint Louis					DNP						
D2	Sacramento State	9	1-3	0-2	0-0	0-0-0	0	1	1	0	1	2
D8	Oral Roberts	0+	0-0	0-0	0-0	0-0-0	0	0	0	0	0	0
D10	Arkansas	1	0-0	0-0	0-0	0-1-1	0	0	0	0	0	0
D17	vs. Houston					DNP						
D21	South Carolina State	6	0-2	0-0	0-0	1-0-1	1	1	1	0	0	0
D29	at Cincinnati					DNP						
D31	Northwestern State	1	0-1	0-0	0-0	0-0-0	0	0	1	0	0	0
J3	at Missouri (7)	2	0-1	0-0	0-0	0-1-0	0	0	0	0	0	0
J7	Kansas (14)	2	0-0	0-0	0-0	0-0-0	0	0	0	0	0	0
J9	at Oklahoma State					DNP						
J14	Kansas State (18)					DNP						
J17	Texas Tech					DNP						
J21	at Texas A&M					DNP						
J24	Baylor (6)					DNP						
J28	at Kansas State (22)					DNP						
F1	at Kansas (8)	2	1-1	0-0	0-0	0-0-0	0	1	0	0	0	2
F4	Iowa State					DNP						
F6	Missouri (4)					DNP						
F11	at Texas Tech	2	1-1	1-1	0-0	0-1-1	0	0	0	0	0	3
F14	Texas					DNP						
F18	at Iowa State	2	0-0	0-0	0-0	0-0-0	1	0	0	0	0	0
F22	Oklahoma State	0+	0-0	0-0	0-0	0-1-1	0	0	0	0	0	0
F25	at Baylor (13)	0+	0-0	0-0	0-0	0-0-0	0	0	0	0	0	0
F29	at Texas					DNP						
M3	Texas A&M											

* Starter

FRANKLIN'S CAREER HIGHS

Points	3 (twice)
Field Goals	1 (four times)
Field Goal Attempts	3 vs. Sacramento State (12/2/11)
3-Point Field Goals	1 vs. Texas Tech (2/11/12)
3-Point Field Goal Attempts	2 vs. Sacramento State (12/2/11)
Free Throws Made	2 vs. Mount St. Mary's (11/14/09)
Free Throw Attempts	4 (twice)
Rebounds	2 (twice)
Assists	2 (three times)
Blocked Shots	None
Steals	1 (twice)
Minutes Played	9 vs. Sacramento State (12/2/11)



4 ANDREW FITZGERALD

6-8, 247, JUNIOR, FORWARD
BALTIMORE, MD.
(BREWSTER ACADEMY [N.H.])

PTS	REB	FG%	MIN
12.3	5.0	.470	27.9

FITZGERALD GAME BY GAME IN 2011-12

Date	Opponent	MIN	FG	3FG	FT	O-D-T	PF	A	TO	B	S	TP
N11	Idaho State	*23	2-7	0-0	3-3	0-1-1	3	0	0	2	0	7
N18	Coppin State	*19	4-11	0-0	2-2	5-3-8	2	0	1	0	1	10
N24	vs. Washington State	*30	4-9	0-0	1-4	2-5-7	2	0	2	1	0	9
N25	vs. Santa Clara	*30	4-7	0-0	4-4	5-8-13	3	0	0	2	0	12
N27	vs. Saint Louis	*17	2-6	0-0	0-0	0-2-2	4	0	1	0	1	4
D2	Sacramento State	*22	6-8	0-0	1-2	1-3-4	2	1	1	0	3	13
D8	Oral Roberts	*31	8-17	0-0	0-0	1-2-3	3	0	1	1	1	16
D10	Arkansas	*23	7-11	0-0	3-4	4-4-8	4	0	1	1	0	17
D17	vs. Houston	*35	4-16	0-0	2-4	5-1-6	2	2	1	0	1	10
D21	South Carolina State	*22	8-11	0-0	1-2	1-1-2	2	0	0	0	0	17
D29	at Cincinnati	*29	7-13	0-0	4-7	5-4-9	2	1	1	2	1	18
D31	Northwestern State	*17	5-9	0-0	4-4	1-0-1	4	0	2	0	0	14
J3	at Missouri (7)	*32	8-15	0-0	2-2	1-5-6	2	0	2	0	0	18
J7	Kansas (14)	*26	5-16	0-0	1-2	4-3-7	4	1	2	0	1	11
J9	at Oklahoma State	*25	4-10	0-0	4-6	5-4-9	4	0	0	0	0	12
J14	Kansas State (18)	*35	9-10	0-0	3-4	2-1-3	4	0	2	1	2	21
J17	Texas Tech	*29	5-11	0-0	3-4	1-3-4	5	1	2	0	0	13
J21	at Texas A&M	*37	8-14	0-0	1-1	4-3-7	2	0	1	1	1	17
J24	Baylor (6)	*35	6-14	0-0	1-2	2-1-3	2	0	0	0	2	13
J28	at Kansas State (22)	*26	1-7	0-0	1-2	0-1-1	5	2	2	0	1	3
F1	at Kansas (8)	*22	7-12	0-0	0-0	3-0-3	4	0	4	0	0	14
F4	Iowa State	*37	11-19	0-0	5-5	2-1-3	3	2	1	1	0	27
F6	Missouri (4)	*32	5-10	0-0	2-2	3-1-4	3	1	2	0	0	14
F11	at Texas Tech	*32	7-16	0-0	0-0	1-2-3	1	0	2	0	0	12
F14	Texas	*21	3-7	0-0	0-0	0-0-0	4	0	1	0	1	6
F18	at Iowa State	*28	1-5	0-0	0-0	4-4-8	4	2	4	1	0	2
F22	Oklahoma State	*31	2-10	0-0	2-3	5-1-6	3	2	1	1	0	6
F25	at Baylor (13)	*30	3-11	0-0	3-5	3-6-9	4	1	1	0	0	9
F29	at Texas	*32	5-9	0-0	2-2	3-3-6	3	1	0	0	1	12
M3	Texas A&M											

* Starter

FITZGERALD'S CAREER HIGHS

Points	27 vs. Iowa State (2/4/12)
Field Goals	11 vs. Iowa State (2/4/12)
Field Goal Attempts	19 vs. Iowa State (2/4/12)
3-Point Field Goals	None
3-Point Field Goal Attempts	None
Free Throws Made	6 (five times)
Free Throw Attempts	8 vs. Texas A&M (3/6/10)
Rebounds	13 (twice)
Assists	3 vs. Baylor (2/27/10)
Blocked Shots	3 vs. Texas Tech (1/18/11)
Steals	5 vs. North Carolina Central (11/15/10)
Minutes Played	39 (twice)



5 C.J. WASHINGTON

6-7, 230, SENIOR, FORWARD
STRINGTOWN, OKLA.
(CONNORS STATE COLLEGE)

PTS	REB	FG%	MIN
2.0	3.5	.462	11.3


WASHINGTON GAME BY GAME IN 2011-12

Date	Opponent	MIN	FG	3FG	FT	O-D-T	PF	A	TO	B	S	TP
N11	Idaho State					DNP						
N18	Coppin State	18	3-4	0-0	0-0	3-5-8	2	3	1	0	0	6
N24	vs. Washington State	3	0-2	0-0	0-0	1-1-2	0	0	0	0	0	0
N25	vs. Santa Clara	8	0-1	0-0	0-0	0-4-4	0	0	0	1	0	0
N27	vs. Saint Louis	10	1-2	0-0	0-0	0-2-2	0	0	0	0	0	2
D2	Sacramento State	17	1-1	0-0	0-0	0-1-1	2	1	1	2	0	2
D8	Oral Roberts	17	3-4	0-0	2-2	3-3-6	2	1	0	0	0	8
D10	Arkansas	3	0-2	0-0	0-0	0-2-2	0	0	1	0	0	0
D17	vs. Houston	4	0-0	0-0	0-0	0-0-0	0	0	0	0	0	0
D21	South Carolina State	13	2-6	0-0	1-2	7-5-12	2	0	0	0	0	5
D29	at Cincinnati	6	0-0	0-0	0-0	0-2-2	0	0	0	0	0	0
D31	Northwestern State	14	4-5	0-0	0-0	2-3-5	0	0	0	3	3	8
J3	at Missouri (7)	8	0-1	0-0	0-0	0-2-2	2	0	0	0	0	0
J7	Kansas (14)	17	1-2	0-0	0-2	2-0-2	1	0	1	1	0	2
J9	at Oklahoma State	2	0-1	0-0	0-0	0-0-0	0	0	0	0	0	0
J14	Kansas State (18)	11	1-1	0-0	0-0	0-0-0	2	0	0	0	1	2
J17	Texas Tech	10	0-1	0-0	0-0	2-2-4	1	0	1	1	1	0
J21	at Texas A&M	11	2-2	0-0	0-0	2-2-4	3	0	0	1	1	4
J24	Baylor (6)	6	1-1	0-0	0-0	1-1-2	1	1	0	0	0	2
J28	at Kansas State (22)	17	2-3	0-0	0-0	1-2-3	4	0	0	0	0	4
F1	at Kansas (8)	19	0-1	0-0	1-2	1-5-6	4	0	0	0	1	1
F4	Iowa State	10	0-0	0-0	0-0	1-2-3	1	0	0	0	0	0
F6	Missouri (4)	14	1-6	0-0	0-0	3-4-7	1	1	0	0	1	2
F11	at Texas Tech	14	0-0	0-0	0-0	1-2-3	2	0	0	0	1	0
F14	Texas	6	0-0	0-0	0-0	0-0-0	2	0	0	0	0	0
F18	at Iowa State	11	0-0	0-0	0-0	0-1-1	0	0	0	0	0	0
F22	Oklahoma State	22	0-1	0-0	4-4	3-5-8	2	0	0	2	2	4
F25	at Baylor (13)	7	0-0	0-0	0-0	0-1-1	4	0	1	0	1	0
F29	at Texas	19	2-5	0-0	1-1	4-4-8	0	0	1	0	0	5
M3	Texas A&M											

* Starter

WASHINGTON'S CAREER HIGHS

Points	9 (twice)
Field Goals	4 (twice)
Field Goal Attempts	6 (three times)
3-Point Field Goals	None
3-Point Field Goal Attempts	None
Free Throws Made	4 (three times)
Free Throw Attempts	6 vs. Sacramento State (12/21/10)
Rebounds	12 vs. South Carolina State (12/21/11)
Assists	3 vs. Coppin State (11/18/11)
Blocked Shots	3 (twice)
Steals	3 vs. Northwestern State (12/31/11)
Minutes Played	25 vs. Texas Tech (3/2/11)



13 JAMES FRASCHILLA

5-10, 142, FRESHMAN, GUARD
DALLAS, TEXAS
(HIGHLAND PARK HS)

PTS	REB	AST	MIN
0.3	0.1	0.0	1.2

FRASCHILLA GAME BY GAME IN 2011-12

Date	Opponent	MIN	FG	3FG	FT	O-D-T	PF	A	TO	B	S	TP
N11	Idaho State					DNP						
N18	Coppin State	2	0-0	0-0	0-0	0-0-0	1	0	0	0	0	0
N24	vs. Washington State					DNP						
N25	vs. Santa Clara					DNP						
N27	vs. Saint Louis					DNP						
D2	Sacramento State					DNP						
D8	Oral Roberts	0+	0-0	0-0	0-0	0-0-0	0	0	0	0	0	0
D10	Arkansas	1	0-0	0-0	0-0	0-0-0	0	0	0	0	0	0
D17	vs. Houston					DNP						
D21	South Carolina State	2	1-2	0-0	0-0	1-0-1	1	0	0	0	0	2
D29	at Cincinnati					DNP						
D31	Northwestern State	1	0-0	0-0	0-0	0-0-0	0	0	0	0	0	0
J3	at Missouri (7)	2	0-0	0-0	0-0	0-0-0	0	0	0	0	0	0
J7	Kansas (14)	1	0-0	0-0	0-0	0-0-0	0	0	0	0	0	0
J9	at Oklahoma State					DNP						
J14	Kansas State (18)					DNP						
J17	Texas Tech					DNP						
J21	at Texas A&M					DNP						
J24	Baylor (6)					DNP						
J28	at Kansas State (22)					DNP						
F1	at Kansas (8)	2	0-0	0-0	0-0	0-0-0	0	0	0	0	0	0
F4	Iowa State					DNP						
F6	Missouri (4)					DNP						
F11	at Texas Tech	1	0-0	0-0	0-0	0-0-0	1	0	0	0	0	0
F14	Texas					DNP						
F18	at Iowa State					DNP						
F22	Oklahoma State	0+	0-0	0-0	1-2	0-0-0	0	0	0	0	0	1
F25	at Baylor (13)					DNP						
F29	at Texas					DNP						
M3	Texas A&M											

* Starter

FRASCHILLA'S CAREER HIGHS

Points	2 vs. South Carolina State (12/21/11)
Field Goals	1 vs. South Carolina State (12/21/11)
Field Goal Attempts	2 vs. South Carolina State (12/21/11)
3-Point Field Goals	None
3-Point Field Goal Attempts	None
Free Throws Made	1 vs. Oklahoma State (2/22/12)
Free Throw Attempts	2 vs. Oklahoma State (2/22/12)
Rebounds	1 vs. South Carolina State (12/21/11)
Assists	None
Blocked Shots	None
Steals	None
Minutes Played	2 (four times)



14 CARL BLAIR

6-2, 205, JUNIOR, GUARD
HOUSTON, TEXAS
(UNIVERSITY OF NEW ORLEANS)

PTS	REB	AST	MIN
3.7	2.2	2.6	15.7

BLAIR GAME BY GAME IN 2011-12


Date	Opponent	MIN	FG	3FG	FT	O-D-T	PF	A	TO	B	S	TP
N11	Idaho State	*27	3-7	3-6	3-6	0-6-6	4	5	2	0	0	12
N18	Coppin State	12	2-3	2-3	0-0	0-0-0	3	4	4	0	1	6
N24	vs. Washington State	6	0-1	0-1	0-0	0-0-0	1	0	3	0	0	0
N25	vs. Santa Clara	13	0-1	0-0	2-2	0-0-0	2	2	3	0	1	2
N27	vs. Saint Louis	17	1-4	1-2	0-0	0-1-1	0	1	4	0	2	3
D2	Sacramento State	17	1-3	1-3	2-2	3-2-5	0	3	1	0	1	5
D8	Oral Roberts	13	1-1	0-0	0-1	0-0-0	1	3	2	0	0	2
D10	Arkansas	14	0-1	0-0	3-4	0-2-2	1	2	1	0	2	3
D17	vs. Houston	13	0-1	0-0	0-0	1-1-2	1	2	1	0	1	0
D21	South Carolina State	19	1-4	1-3	0-0	1-1-2	2	5	2	0	1	3
D29	at Cincinnati	13	0-0	0-0	0-0	0-1-1	2	1	2	0	2	0
D31	Northwestern State	17	0-1	0-0	2-3	0-2-2	3	6	3	1	1	2
J3	at Missouri (7)	11	0-1	0-1	2-2	0-0-0	2	1	2	0	0	0
J7	Kansas (14)	12	2-3	1-1	6-6	0-0-0	1	3	1	0	2	11
J9	at Oklahoma State	30	6-16	2-7	6-7	3-7-10	3	2	4	0	5	20
J14	Kansas State (18)	*30	1-8	1-4	2-4	0-3-3	2	5	0	0	3	5
J17	Texas Tech	*22	0-3	0-3	0-0	0-2-2	1	4	2	0	2	0
J21	at Texas A&M	*10	0-2	0-2	0-0	1-2-3	3	3	2	0	1	0
J24	Baylor (6)	9	1-1	0-0	0-0	0-1-1	1	1	2	0	1	2
J28	at Kansas State (22)	20	0-2	0-1	2-2	0-2-2	2	5	1	1	4	2
F1	at Kansas (8)	15	0-2	0-0	0-0	1-2-3	0	3	2	0	1	0
F4	Iowa State	18	1-4	0-3	0-0	1-3-4	3	3	1	0	0	2
F6	Missouri (4)	26	2-3	2-2	0-0	0-5-5	2	3	1	0	0	6
F11	at Texas Tech	14	0-6	0-5	2-2	0-3-3	2	0	2	0	0	2
F14	Texas	7	0-1	0-1	0-0	1-1-2	1	1	2	0	0	0
F18	at Iowa State	13	4-5	1-2	3-3	0-2-2	1	2	1	0	0	12
F22	Oklahoma State	8	0-2	0-1	0-0	0-2-2	0	3	1	0	0	0
F25	at Baylor (13)	4	0-1	0-1	0-0	1-0-1	1	0	0	0	0	0
F29	at Texas	26	2-3	0-0	0-2	0-0-0	3	4	3	1	3	4
M3	Texas A&M											

* Starter

BLAIR'S CAREER HIGHS

Points23 vs. Arkansas State (2/6/10*)
Field Goals6 (five times)
Field Goal Attempts16 vs. Oklahoma State (1/9/12)
3-Point Field Goals3 (twice)
3-Point Field Goal Attempts7 (four times)
Free Throws Made9 (four times)
Free Throw Attempts13 vs. Colorado (1/22/11)
Rebounds11 vs. Florida International (1/2/10)
Assists11 (twice)
Blocked Shots1 (four times)
Steals5 vs. Oklahoma State (1/9/12)
Minutes Played40 (twice*)

* At University of New Orleans



15 TYLER NEAL

6-7, 227, SOPHOMORE, FORWARD
OKLAHOMA CITY, OKLA.
(PUTNAM CITY WEST HS)

PTS	REB	3FG%	MIN
4.1	2.6	.333	13.4

NEAL GAME BY GAME IN 2011-12

Date	Opponent	MIN	FG	3FG	FT	O-D-T	PF	A	TO	B	S	TP
N11	Idaho State	15	2-3	0-0	0-0	4-3-7	1	1	2	0	1	4
N18	Coppin State	18	3-8	3-6	0-0	1-2-3	3	1	1	0	0	9
N24	vs. Washington State	13	0-1	0-1	2-2	0-3-3	2	0	0	1	0	2
N25	vs. Santa Clara	8	1-2	1-2	0-0	0-2-2	2	0	0	0	0	3
N27	vs. Saint Louis	16	1-2	1-2	4-4	1-0-1	1	0	0	0	1	7
D2	Sacramento State	19	3-7	2-5	0-0	0-3-3	1	1	2	0	0	8
D8	Oral Roberts	19	1-1	1-1	2-2	0-3-3	1	1	2	0	2	5
D10	Arkansas	28	5-9	4-8	4-4	0-5-5	3	4	1	0	0	18
D17	vs. Houston	23	2-4	1-3	4-5	2-4-6	3	1	1	0	2	9
D21	South Carolina State	17	1-7	0-3	1-2	0-2-2	1	1	1	0	2	3
D29	at Cincinnati	21	3-8	2-6	0-1	1-4-5	5	0	1	0	0	8
D31	Northwestern State	14	1-1	0-0	0-0	0-1-1	2	0	3	0	0	2
J3	at Missouri (7)	14	0-3	0-1	0-0	0-0-0	2	1	2	0	0	0
J7	Kansas (14)	9	0-1	0-1	1-2	0-0-0	0	0	1	1	1	1
J9	at Oklahoma State	21	0-3	0-2	0-0	5-2-7	3	0	1	0	2	0
J14	Kansas State (18)	6	1-1	1-1	1-2	0-0-0	1	1	2	0	0	4
J17	Texas Tech	8	1-2	0-1	0-0	0-0-0	0	0	1	0	0	2
J21	at Texas A&M	8	0-2	0-2	0-0	0-1-1	0	0	1	0	0	0
J24	Baylor (6)	7	0-0	0-0	0-0	0-0-0	0	1	0	0	0	0
J28	at Kansas State (22)	2	0-0	0-0	0-0	0-1-0	0	0	2	0	0	0
F1	at Kansas (8)	7	2-3	0-0	0-0	0-1-1	0	1	0	0	0	4
F4	Iowa State	7	1-2	0-1	0-0	1-4-5	0	1	0	0	0	2
F6	Missouri (4)	2	0-0	0-0	0-0	0-1-1	1	0	1	0	0	0
F11	at Texas Tech	6	0-2	0-1	0-0	0-2-2	0	0	1	0	0	0
F14	Texas	17	2-4	2-4	2-2	1-3-4	3	1	2	0	1	8
F18	at Iowa State	20	4-7	2-5	0-0	0-3-3	3	0	0	2	0	10
F22	Oklahoma State	20	3-5	2-4	1-2	0-3-3	0	1	2	0	0	9
F25	at Baylor (13)	15	0-6	0-5	2-2	1-5-6	0	1	1	0	0	2
F29	at Texas	9	0-1	0-1	0-0	0-0-0	0	0	0	0	0	0
M3	Texas A&M											

* Starter

NEAL'S CAREER HIGHS

Points18 vs. Arkansas (12/10/12)
Field Goals5 vs. Arkansas (12/10/12)
Field Goal Attempts9 vs. Arkansas (12/10/12)
3-Point Field Goals4 vs. Arkansas (12/10/12)
3-Point Field Goal Attempts8 vs. Arkansas (12/10/12)
Free Throws Made6 vs. Virginia (11/23/10)
Free Throw Attempts6 (three times)
Rebounds7 (three times)
Assists4 vs. Arkansas (12/10/12)
Blocked Shots2 vs. Iowa State (2/18/12)
Steals2 (four times)
Minutes Played28 (twice)



21 CAMERON CLARK

6-6, 198, SOPHOMORE, GUARD
SHERMAN, TEXAS
(SHERMAN HS)

PTS	REB	AST	MIN
8.6	4.4	1.2	27.0

CLARK GAME BY GAME IN 2011-12

Date	Opponent	MIN	FG	3FG	FT	O-D-T	PF	A	TO	B	S	TP
N11	Idaho State	*22	1-10	0-3	0-2	1-2-3	2	0	1	0	2	2
N18	Coppin State	*20	2-8	0-0	0-0	1-3-4	1	4	1	2	1	4
N24	vs. Washington State	*29	5-9	0-1	1-3	1-1-2	2	1	2	0	1	11
N25	vs. Santa Clara	*26	3-10	0-0	5-6	2-0-2	3	1	2	0	0	11
N27	vs. Saint Louis	*28	7-13	0-0	0-2	3-3-6	3	1	2	1	0	14
D2	Sacramento State	*26	7-12	3-5	1-2	0-3-3	1	3	0	3	2	18
D8	Oral Roberts	*30	5-8	2-2	4-6	1-7-8	2	2	2	0	0	16
D10	Arkansas	*13	0-3	0-1	0-0	0-1-1	2	3	1	0	0	0
D17	vs. Houston	*26	6-11	0-1	2-2	0-2-2	3	0	4	0	0	14
D21	South Carolina State	*26	4-10	0-0	0-0	1-1-2	0	1	1	2	1	8
D29	at Cincinnati	*21	0-7	0-0	0-0	0-2-2	2	3	1	0	0	0
D31	Northwestern State	*30	1-5	0-0	2-2	1-8-9	3	0	3	0	0	4
J3	at Missouri (7)	*28	2-7	0-0	4-4	1-0-1	0	3	0	0	0	8
J7	Kansas (14)	*30	2-4	0-0	5-5	0-5-5	1	1	2	0	0	9
J9	at Oklahoma State	*14	2-7	0-0	0-0	1-6-7	4	3	0	0	1	4
J14	Kansas State (18)	14	4-6	0-0	2-2	0-3-3	0	0	2	0	2	10
J17	Texas Tech	23	3-9	0-0	4-6	0-3-3	0	0	1	0	2	10
J21	at Texas A&M	35	3-8	0-0	1-2	0-3-3	4	2	2	0	0	7
J24	Baylor (6)	*32	4-10	0-1	0-0	0-1-1	4	0	1	0	1	8
J28	at Kansas State (22)	*28	5-9	0-0	1-3	3-3-6	1	1	2	0	1	11
F1	at Kansas (8)	*30	2-6	0-0	0-0	1-4-5	3	0	2	0	0	4
F4	Iowa State	*29	1-8	0-1	2-4	4-7-11	3	0	4	1	2	4
F6	Missouri (4)	*18	0-1	0-1	0-2	1-0-1	1	0	1	1	1	0
F11	at Texas Tech	*32	2-6	0-1	2-2	0-6-6	2	2	2	0	0	6
F14	Texas	*38	6-9	0-0	1-2	1-6-7	1	0	1	0	0	13
F18	at Iowa State	*36	8-14	0-0	0-0	1-3-4	2	0	2	0	3	16
F22	Oklahoma State	*33	6-12	0-1	2-2	0-5-5	2	1	0	0	1	14
F25	at Baylor (13)	*32	5-8	0-0	2-3	2-3-5	3	1	2	0	2	12
F29	at Texas	*34	6-14	0-0	0-0	3-8-11	0	1	3	0	0	12
M3	Texas A&M											

* Starter

CLARK'S CAREER HIGHS

Points	26 vs. Central Arkansas (12/30/10)
Field Goals	11 (twice)
Field Goal Attempts	19 vs. Baylor (2/2/11)
3-Point Field Goals	4 vs. Central Arkansas (12/30/10)
3-Point Field Goal Attempts	7 vs. Baylor (2/2/11)
Free Throws Made	6 vs. Oklahoma State (3/5/11)
Free Throw Attempts	7 vs. Oklahoma State (3/5/11)
Rebounds	11 (three times)
Assists	4 (twice)
Blocked Shots	3 vs. Sacramento State (12/2/11)
Steals	3 (twice)
Minutes Played	44 vs. Iowa State (1/29/11)



24 ROMERO OSBY

6-8, 232, JUNIOR, FORWARD
MERIDIAN, MISS.
(MISSISSIPPI STATE UNIVERSITY)

PTS	REB	FG%	MIN
12.3	7.6	.473	30.0

OSBY GAME BY GAME IN 2011-12

Date	Opponent	MIN	FG	3FG	FT	O-D-T	PF	A	TO	B	S	TP
N11	Idaho State	*31	5-9	1-1	6-7	6-4-10	3	4	2	2	1	17
N18	Coppin State	*22	4-8	0-0	3-4	4-6-10	0	0	0	1	1	11
N24	vs. Washington State	*26	3-7	1-2	2-2	2-4-6	2	0	0	0	0	9
N25	vs. Santa Clara	*32	3-8	0-1	3-4	3-7-10	2	1	3	1	0	9
N27	vs. Saint Louis	*24	6-13	0-1	2-4	4-2-6	3	0	1	0	0	14
D2	Sacramento State	*23	4-5	0-0	0-0	2-2-4	0	3	1	0	1	8
D8	Oral Roberts	*21	3-4	0-1	1-2	4-3-7	5	0	1	2	0	7
D10	Arkansas	*32	2-5	0-0	6-6	2-5-7	0	2	2	2	0	10
D17	vs. Houston	*19	2-11	0-0	1-2	5-5-10	2	0	1	1	1	5
D21	South Carolina State	*27	4-13	0-0	2-6	4-14-18	1	1	1	1	3	10
D29	at Cincinnati	*38	6-10	0-0	0-0	2-10-12	1	0	1	0	0	12
D31	Northwestern State	*31	8-13	0-0	2-2	0-5-5	1	0	0	2	0	18
J3	at Missouri (7)	*32	3-7	0-1	0-0	0-3-3	2	1	0	1	1	6
J7	Kansas (14)	*29	3-8	0-0	3-4	4-5-9	1	0	5	0	0	9
J9	at Oklahoma State	*38	8-17	1-1	1-5	6-4-10	3	1	2	1	1	18
J14	Kansas State (18)	*28	6-8	0-1	6-6	2-4-6	4	0	3	0	1	18
J17	Texas Tech	*32	4-7	0-0	7-8	2-6-8	3	0	1	5	1	15
J21	at Texas A&M	*35	8-10	0-0	2-4	3-2-5	4	2	2	1	0	18
J24	Baylor (6)	*38	5-11	0-1	6-7	5-6-11	2	0	1	2	1	16
J28	at Kansas State (22)	*37	2-9	0-0	5-7	2-1-3	4	0	3	2	2	9
F1	at Kansas (8)	*32	6-16	1-1	6-7	3-4-7	4	2	2	1	0	19
F4	Iowa State	*33	6-9	1-1	4-4	2-2-4	3	1	1	0	1	17
F6	Missouri (4)	*29	3-8	0-0	3-8	2-4-6	2	2	5	0	1	9
F11	at Texas Tech	*29	2-7	0-1	5-8	3-5-8	4	1	3	0	0	9
F14	Texas	*35	5-10	1-1	2-4	2-3-5	5	1	2	1	1	13
F18	at Iowa State	*27	3-9	0-1	4-5	0-5-5	3	3	1	0	0	10
F22	Oklahoma State	*27	8-15	0-0	0-0	2-11-13	2	1	3	2	1	16
F25	at Baylor (13)	*32	5-10	0-0	2-2	2-5-7	4	1	5	1	0	12
F29	at Texas	*30	5-12	1-3	3-4	1-4-5	2	1	3	1	0	14
M3	Texas A&M											

* Starter

OSBY'S CAREER HIGHS

Points	19 vs. Kansas (2/1/12)
Field Goals	8 (three times)
Field Goal Attempts	17 vs. Oklahoma State (1/9/12)
3-Point Field Goals	2 (five times)
3-Point Field Goal Attempts	3 (seven times)
Free Throws Made	7 (twice)
Free Throw Attempts	10 vs. Texas Tech (11/29/08*)
Rebounds	18 vs. South Carolina State (12/21/11)
Assists	4 (three times)
Blocked Shots	5 vs. Texas Tech (1/17/12)
Steals	3 (twice)
Minutes Played	38 (four times)

* At Mississippi State



31 BARRY HONORÉ

6-7, 270, SENIOR, FORWARD
GARLAND, TEXAS
(SOUTHERN UNIVERSITY)

PTS	REB	BLK	MIN
0.7	0.9	0.4	4.5


HONORÉ GAME BY GAME IN 2011-12

Date	Opponent	MIN	FG	3FG	FT	O-D-T	PF	A	TO	B	S	TP
N11	Idaho State	5	1-1	0-0	0-0	0-0-0	0	0	0	2	0	2
N18	Coppin State	8	0-0	0-0	2-2	2-1-3	0	0	1	1	0	2
N24	vs. Washington State	1	0-0	0-0	0-0	0-0-0	0	0	0	0	0	0
N25	vs. Santa Clara	2	0-0	0-0	0-0	0-0-0	1	0	1	0	0	0
N27	vs. Saint Louis	1	0-0	0-0	0-0	0-0-0	0	0	0	0	0	0
D2	Sacramento State	5	1-3	0-0	0-0	1-0-1	1	0	1	1	0	2
D8	Oral Roberts	3	0-2	0-0	0-0	0-0-0	0	0	0	0	0	0
D10	Arkansas	10	1-1	0-0	0-0	2-1-3	2	0	0	1	0	2
D17	vs. Houston	5	0-0	0-0	0-0	0-0-0	0	0	0	1	0	0
D21	South Carolina State	10	1-1	0-0	0-0	2-0-2	0	0	0	1	0	2
D29	at Cincinnati	2	0-0	0-0	0-0	0-1-1	0	0	0	0	0	0
D31	Northwestern State	12	1-2	0-0	2-4	3-1-4	1	2	1	0	0	4
J3	at Missouri (7)	4	0-1	0-0	0-0	0-0-0	1	0	0	0	0	0
J7	Kansas (14)	7	0-0	0-0	0-1	2-0-2	0	0	1	1	0	0
J9	at Oklahoma State	4	0-0	0-0	0-0	0-0-0	0	0	0	0	0	0
J14	Kansas State (18)					DNP						
J17	Texas Tech	3	0-0	0-0	0-0	0-0-0	1	0	0	0	0	0
J21	at Texas A&M					DNP						
J24	Baylor (6)					DNP						
J28	at Kansas State (22)					DNP						
F1	at Kansas (8)	2	0-1	0-0	0-0	1-0-1	0	0	0	0	0	0
F4	Iowa State					DNP						
F6	Missouri (4)					DNP						
F11	at Texas Tech	1	0-0	0-0	0-0	0-0-0	0	0	0	0	0	0
F14	Texas					DNP						
F18	at Iowa State					DNP						
F22	Oklahoma State	0+	0-0	0-0	0-0	0-0-0	0	0	0	0	0	0
F25	at Baylor (13)					DNP						
F29	at Texas					DNP						
M3	Texas A&M											

* Starter

HONORÉ'S OKLAHOMA HIGHS

Points	6 (twice)
Field Goals	3 (twice)
Field Goal Attempts	4 vs. Texas Southern (11/18/10)
3-Point Field Goals	None
3-Point Field Goal Attempts	1 vs. Texas A&M (1/8/11)
Free Throws Made	2 vs. Northwestern State (12/31/11)
Free Throw Attempts	4 vs. Northwestern State (12/31/11)
Rebounds	4 vs. Northwestern State (12/31/11)
Assists	2 (twice)
Blocked Shots	2 (twice)
Steals	None
Minutes Played	19 vs. Texas Southern (11/18/10)



32 CASEY ARENT

6-10, 227, JUNIOR, CENTER
PENRYN, CALIF.
(SIERRA COLLEGE)

PTS	REB	STL	MIN
1.2	1.8	0.3	6.1

ARENT GAME BY GAME IN 2011-12

Date	Opponent	MIN	FG	3FG	FT	O-D-T	PF	A	TO	B	S	TP
N11	Idaho State	12	1-2	0-0	2-2	1-0-1	1	0	3	0	1	4
N18	Coppin State	13	3-5	0-0	0-0	3-6-9	2	1	1	1	0	6
N24	vs. Washington State	9	1-3	0-0	0-0	2-1-3	0	0	2	1	0	2
N25	vs. Santa Clara	8	1-2	0-0	0-0	1-1-2	2	0	0	0	0	2
N27	vs. Saint Louis	15	1-2	0-0	0-0	1-0-1	3	0	0	0	0	2
D2	Sacramento State	13	0-2	0-0	0-0	1-2-3	1	0	3	0	2	0
D8	Oral Roberts	6	0-3	0-0	0-0	2-0-2	2	0	1	0	0	0
D10	Arkansas	5	0-1	0-0	0-0	0-0-0	2	0	1	0	1	0
D17	vs. Houston					DNP						
D21	South Carolina State	10	2-4	0-0	0-0	4-5-9	2	0	1	0	0	4
D29	at Cincinnati					DNP						
D31	Northwestern State	7	0-0	0-0	2-2	0-1-1	3	0	0	0	0	2
J3	at Missouri (7)	4	0-2	0-0	0-0	1-1-2	1	0	0	0	0	0
J7	Kansas (14)	1	0-0	0-0	0-0	0-0-0	0	0	0	0	0	0
J9	at Oklahoma State	5	0-0	0-0	0-0	0-1-1	0	0	0	0	0	0
J14	Kansas State (18)	5	0-0	0-0	0-0	0-0-0	0	0	0	0	1	0
J17	Texas Tech	6	0-0	0-0	0-0	0-1-1	4	0	0	0	1	0
J21	at Texas A&M	8	2-2	0-0	0-0	2-2-4	2	0	0	0	0	4
J24	Baylor (6)	4	0-0	0-0	0-0	0-0-0	0	0	0	0	0	0
J28	at Kansas State (22)					DNP						
F1	at Kansas (8)	2	0-0	0-0	0-0	0-1-1	0	0	1	0	0	0
F4	Iowa State					DNP						
F6	Missouri (4)	3	0-0	0-0	0-0	0-0-0	0	0	0	0	0	0
F11	at Texas Tech	3	0-0	0-0	0-0	0-1-1	2	0	1	0	0	0
F14	Texas	4	0-1	0-0	0-0	1-0-1	1	0	1	0	0	0
F18	at Iowa State					DNP						
F22	Oklahoma State	0+	0-0	0-0	0-0	0-0-0	0	0	0	0	0	0
F25	at Baylor (13)	4	1-1	0-0	0-0	0-0-0	2	0	0	1	0	2
F29	at Texas	0+	0-0	0-0	0-0	0-0-0	0	0	0	0	0	0
M3	Texas A&M											

* Starter

ARENT'S CAREER HIGHS

Points	6 vs. Coppin State (11/18/11)
Field Goals	3 vs. Coppin State (11/18/11)
Field Goal Attempts	5 vs. Coppin State (11/18/11)
3-Point Field Goals	None
3-Point Field Goal Attempts	None
Free Throws Made	2 (twice)
Free Throw Attempts	2 (twice)
Rebounds	9 (twice)
Assists	1 vs. Coppin State (11/18/11)
Blocked Shots	1 (three times)
Steals	2 vs. Sacramento State (12/2/11)
Minutes Played	15 vs. Saint Louis (11/27/11)

ROSTERS

NUMERICAL

No.	Name	Pos.	Cl.	Ht.	Wt.	Hometown (Last School)
1	Sam Grooms	G	Jr.	6-1	203	Greensboro, N.C. (Chipola College [Fla.])
2	Steven Pledger**	G	Jr.	6-4	222	Chesapeake, Va. (Atlantic Shores Christian School)
3	T.J. Franklin^	G	Sr.	5-11	175	Fort Worth, Texas (North Crowley HS)
4	Andrew Fitzgerald**	F	Jr.	6-8	247	Baltimore, Md. (Brewster Academy [N.H.])
5	C.J. Washington*	F	Sr.	6-7	230	Stringtown, Okla. (Connors State JC)
12	Jarrold Kruger#	G	So.	6-1	174	Topeka, Kan. (Kansas State University)
13	James Fraschilla^	G	Fr.	5-10	142	Dallas, Texas (Highland Park HS)
14	Carl Blair*	G	Jr.	6-2	205	Houston, Texas (University of New Orleans)
15	Tyler Neal*	F	So.	6-7	227	Oklahoma City, Okla. (Putnam City West HS)
21	Cameron Clark*	G	So.	6-6	198	Sherman, Texas (Sherman HS)
22	Amath M'Baye#	F	Jr.	6-9	214	Bordeaux, France (University of Wyoming)
24	Romero Osby	F	Jr.	6-8	232	Meridian, Miss. (Mississippi State University)
31	Barry Honoré*^	F	Sr.	6-7	270	Garland, Texas (Southern University)
32	Casey Arent	C	Jr.	6-10	227	Penryn, Calif. (Sierra College)

ALPHABETICAL

No.	Name	Pos.	Cl.	Ht.	Wt.	Hometown (Last School)
32	Casey Arent	C	Jr.	6-10	227	Penryn, Calif. (Sierra College)
14	Carl Blair*	G	Jr.	6-2	205	Houston, Texas (University of New Orleans)
21	Cameron Clark*	G	So.	6-6	198	Sherman, Texas (Sherman HS)
4	Andrew Fitzgerald**	F	Jr.	6-8	247	Baltimore, Md. (Brewster Academy [N.H.])
3	T.J. Franklin^	G	Sr.	5-11	175	Fort Worth, Texas (North Crowley HS)
13	James Fraschilla^	G	Fr.	5-10	142	Dallas, Texas (Highland Park HS)
1	Sam Grooms	G	Jr.	6-1	203	Greensboro, N.C. (Chipola College [Fla.])
31	Barry Honoré*^	F	Sr.	6-7	270	Garland, Texas (Southern University)
12	Jarrold Kruger#	G	So.	6-1	174	Topeka, Kan. (Kansas State University)
22	Amath M'Baye#	F	Jr.	6-9	214	Bordeaux, France (University of Wyoming)
15	Tyler Neal*	F	So.	6-7	227	Oklahoma City, Okla. (Putnam City West HS)
24	Romero Osby	F	Jr.	6-8	232	Meridian, Miss. (Mississippi State University)
2	Steven Pledger**	G	Jr.	6-4	222	Chesapeake, Va. (Atlantic Shores Christian School)
5	C.J. Washington*	F	Sr.	6-7	230	Stringtown, Okla. (Connors State JC)

* Letters earned at Oklahoma

^ Walk-on

Sitting out the 2011-12 season due to NCAA transfer rules

STAFF

Head Coach: Lon Kruger (Kansas State '75)

Assistant Coaches:

Chris Crutchfield (Nebraska-Omaha '92)

Steve Henson (Kansas State '90)

Lew Hill (Wichita State '88)

Director of Operations:

Mike Shepherd (Kansas State '92)

Video Coordinator:

Scott Thompson (Mississippi '02)

Director of Student-Athlete Performance:

Jozsef Szendrei (Oklahoma '03)

Trainer: Alex Brown (Appalachian State '79)

PRONUNCIATION GUIDE

Casey **Arent**: ARNT

James **Fraschilla**: frush-SHILL-UH

Barry **Honoré**: ahn-o-RAY

Amath M'Baye: ah-MOTT EM-by

Romero **Osby**: AHZ-bee